

CATALOG
2022

artcobell

INTRODUCING

**NXT MOV
SEATING
+ DESKS**

SEE PAGE 8

OUR BELIEFS

The art of



What we do is important because these kids are the future.



We provide tools that support learning, not just build furniture.



Treating people with kindness and respect is not optional.



Loyalty is earned.



Value is determined over time.



Style and function are not mutually exclusive.



There is only one Earth so we must take care of it.



Making it here is better than buying it from over there.



You can't positively impact the future if you're not around.



Whoever said "you can't please all the people, all the time" gave up too easy.



[Page 20](#)

NEW! SNUGSACKS

It's no secret that education is evolving. Today's learning strategies focus on increasing student engagement and building 21st century skills. Today's classrooms can be found almost anywhere. Today's furniture needs to inspire and connect both students and teachers.

Just like technology, curriculum, and crayons, **Artcobell** furniture helps teachers create spaces that spark creativity, enhance collaboration, and expand the imagination.

[Page 6](#)

[NXT MOV](#)

[Page 10](#)

[SOFT SEATING](#)

[Page 28](#)

[SEATING](#)

[Page 52](#)

[STUDENT DESKS](#)

[Page 84](#)

[TABLES](#)

[Page 122](#)

[TEACHER SOLUTIONS](#)

[Page 130](#)

[STORAGE](#)

ARTCOBELL

THE NEXT MOVE IN MULTI- FUNCTIONAL CLASSROOMS

INTRODUCES



NXT MOV

REDEFINING MOVEMENT
FOR EDUCATION SPACESSM

The NXT MOV classroom combines mobility, flexibility, coordination and collaboration using movement seating and configurable desks and tables. See products on pages 30, 54, and 56.

MOBILITY

Why is movement so important for student success?



“Children who are able to move, fidget, get up, walk around, stand, to take a break from too much sitting still... they perform better within their own abilities.”

DR. MARK E. BENDEN CPE
Texas A&M
School of Public Health



“If I’m moving, I feel like I’m interacting more. If I stay still, I can daydream, but if I’m moving, I can stay focused.”

JADA
High School Student



Learn more about the connection between movement and learning from Dr. Mark Benden of Texas A&M School of Public Health.

Learn more at artcobell.com

A COORDINATED SOLUTION FOR NEXT GENERATION CLASSROOMS.

According to current research,
classroom design really does make
a difference.

Activity Permissive Learning
Spaces allow students to choose
how and where they work.

NXT MOV seating and desking is
designed to configure to teacher
and student needs based on what,
where and how they are learning.

[Page 58](#)

NXT MOV
SHAPE DESKS



COLLABORATION

RETHINKING INDIVIDUALIZED STUDENT WORKSPACES.

Fluid motion and easy mobility
allows students to come together,
pull apart, move in and out of
learning spaces.

Multi-feature furniture enables
teachers and students to move
them wherever they are needed.

Designed to integrate with NXT
MOV seating for an all-in-one
solution that fits each student.

[Page 54](#)

NXT MOV
MOBILE DESKS



FLEXIBILITY



SOFT SEATING

Learning without boundaries begins with a sense of comfort and security.

ENGAGING
SHAPES
BUILT TOUGH
UNLIMITED
CONFIGURABILITY

[Page 15](#)

ARCS





Circles + Squares

Little shapes that make big ones. All feature a sturdy 3/4" wood base with adjustable glides.

Crescent

The scooped-out front of Crescent gives it two lives. Use as a stool and the scoop accommodates student legs. Put five around a Round to make a fun flower shape.

Model	Size
SS-CR14	18" diameter x 14"h
SS-CR18	18" diameter x 18"h

Fabric Colors: See page 26



Round

The Round takes "center stage" in our new offering. Available in two heights, the Round can be used by itself or in the middle of any Arc configuration.

Model	Size
SS-RD14	Round 18" diameter x 14"h
SS-RD18	Round 18" diameter x 18"h

Fabric Colors: See page 26



Round Rocker

Variation on the Round, this little seat (in two heights) has the same rocker bottom as our popular MOV stool. Stable, movable and FUN!

Model	Size
SS-RR14	Round 18" diameter x 14"h
SS-RR18	Round 18" diameter x 18"h

Fabric Colors: See page 26





Square

Our simple block shape in two heights can be used as an ottoman or a seat. Combines with other shapes to create endless configurations.

Model	Size
SS-SQ14	18"w x 18"d x 14"h
SS-SQ18	18"w x 18"d x 18"h

Fabric Colors: See page 26

Arcs

Four configurable pieces that can be used to build all kinds of shapes, from circles to snakes. Can be combined with Rounds, Squares and Rectangle benches.

Model	Size	Description
SS-R814	21"w x 19"d x 14"h	1/8 Circle
SS-R818	21"w x 19"d x 18"h	1/8 Circle
SS-R414	27"w x 21"d x 14"h	1/4 Circle
SS-R418	27"w x 21"d x 18"h	1/4 Circle
SS-R314	38"w x 23"d x 14"h	1/3 Circle
SS-R318	38"w x 23"d x 18"h	1/3 Circle
SS-R214	54"w x 27"d x 14"h	1/2 Circle
SS-R218	54"w x 27"d x 18"h	1/2 Circle

Fabric Colors: See page 26



Soft Seating | Legs + Casters

Add casters for comfort on the move.

Model	Product Name	Product Description
SSA-LPS3T1.4	Leg	3" leg, Titanium, adds 2/5" to height
SSA-CPS.37T1	Caster	37mm caster, adds 1" to height

Arcs

1/2 Round, 1/3 Round, 1/4 Round, and 1/8 Round - work together and individually



Benches

Designed especially to nest up next to our Radiused Mobile Shelving ([see page 134](#)).

Curved Bench

The curved bench is perfect for hanging out. Can be used with our Rectangle Bench too.

Model	Size
SS-BC14	45-degree radius x 14"d
SS-BC18	45-degree radius x 18"d

Fabric Colors: See page 26

Rectangle Bench

Simple shape with a multitude of uses. Both sizes work with Arcs, and the 42" length nests up to our Mobile Shelving.

Model	Size
SS-RC1442	42"w x 18"d x 14"h
SS-RC1842	42"w x 18"d x 18"h
SS-RC1448	48"w x 18"d x 14"h
SS-RC1848	48"w x 18"d x 18"h

Fabric Colors: See page 26

Stadium Seating

Create a nook for comfortable collaboration or informal presentations.

2-STEP

Tiered 2-Step for lounging or listening. Use individually or put several together to create mini-stadium seating for a group.

Model	Size
SS-ST230	38"w x 38"d x 32"h

Fabric Colors: See page 26

3-STEP

Tiered 3-Step for lounging or listening. Use individually or put several together to create mini-stadium seating for a group. Same footprint as the 2-Step.

Model	Size
SS-ST330	38"w x 38"d x 32"h

Fabric Colors: See page 26

Ottoman | 38" Square

Oversized 38" square ottoman works together with our 2-Step and 3-Step units to extend or create corners.

Model	Size
SS-SQ3818	38"w x 38"d x 18"h

Fabric Colors: See page 26

Learn more at [artcobell.com](#)



Turn hallways and empty corners into casual learning spaces with easy-care soft seating that can be rearranged for individual or collaborative work.

★ 2-Step

Floorwork

All foam solutions for when thinking happens from the ground up.



SnugSacks

Oversized, overstuffed cushion for just lounging around. All-foam design means no messy beads. Zippered cover for easy removal. Available in 36" and 42" rounds.

Model	Size
SS-BBR3	36" diameter x 18" h
SS-BBR4	48" diameter x 24" h

Fabric Colors: See page 26

Rectangle Floor Pad

Full-body comfort for floor work, these pads are designed to stack when they aren't in use, and are lightweight enough to toss on the floor when getting down to business.

Model	Size
SS-RP2414	24"w x 14"d
SS-RP4814	48"w x 14"d

Fabric Colors: See page 26



SPOTS Round Floor Pad

Clever little sit-upon. Spots make floor work a little more comfortable. Washable fabric or environmentally friendly EPU covers zip off for cleaning.

Model	Size
ASPOT16	Round 16" diameter x 3"h

Fabric Colors: See page 26



PIXEL Padded Floor Stool

Pixel is a new take on seating that gets students off the ground and focused, but still lets them move. Available with fixed glides or a rocker base.

Model	Size
ASPXL16.4	16"diameter x 4"h
ASPXL16.R	16"diameter x 4"h

Fabric Colors: See page 26



Caddy | PIXEL + SPOTS

Conveniently stow up to eight Pixels or ten SPOTS. Standard with casters for easy mobility. Titanium paint finish.

Model	Size
ASPXLCAD.H.4	18"diameter x 33"h





Barrel Slant

Versatile, high-density foam cylinder shape with one flat side. Two ends are slanted inward. Use seated or on the floor as a roll lounge.

Model	Size
SS-BAS12	16" diameter x 12"h
SS-BAS14	16" diameter x 14"h
SS-BAS16	16" diameter x 16"h
SS-BAS18	16" diameter x 18"h

Fabric Colors: See page 26

Barrel

Versatile, high-density foam cylinder shape with one flat side. Use seated or on the floor as a roll lounge.

Model	Size
SS-BA12	16" diameter x 12"h
SS-BA14	16" diameter x 14"h
SS-BA16	16" diameter x 16"h
SS-BA18	16" diameter x 18"h

Fabric Colors: See page 26



Wedge

One-eighth circle can be used alone or in multiples to create group seating. All-foam design makes it light-weight and easy to move.

Model	Size	Description
SS-PR814	20"w x 19"d x 14"h	1/8 Circle
SS-PR818	20"w x 19"d x 18"h	1/8 Circle

Fabric Colors: See page 26



Cube

Light-weight square in two heights. Easy to move around. All-foam design is made for comfort.

Model	Size
SS-PSQ14	18"w x 18"d x 14"h
SS-PSQ18	18"w x 18"d x 18"h

Fabric Colors: See page 26



Lounge
Freestanding comfort.



★ Lounge
Seating

★ Square

Lounge

Free-standing comfort. Stylish, modern design works in any setting. An ample gap between back and seat makes cleaning easy and eliminates "stash" zones.

Model	Description	Dimensions
SS-SB24	24" Chair	42"h x 24"w x 30"d
SS-SB48	48" Sofa	42"h x 48"w x 30"d
SS-SB60	60" Sofa	42"h x 60"w x 30"d

Fabric Colors: See page 26



★ SS-SB24

SS-SB48 ★

SS-SB60 ★



Standard Soft Seating Colors - Silvertex® Vinyl

						
Basil S02	Blackberry S04	Carbon S08	Crème De Menthe S13	Imperial S15	Jet S16	Limoncello S18
						
Mandarin S20	Marine S21	Plata S27	Raspberry S29	Sterling S32	Taupe S34	Turquoise S35

Additional vinyl may be available through Spradling as special orders:

- Silvertex Neo <https://spradlingvinyl.com/product/stx-8820-basil/>
- Edgeline <https://spradlingvinyl.com/product/edg-1854-emerald/>
- Genero <https://spradlingvinyl.com/product/gen-1914-terrain/>
- Maglia <https://spradlingvinyl.com/product/mag-1968-thunder/>

Email Cindy Hawkins (chawkins@artcobell.com) for pricing and lead times.

Due to pattern scale and color variations in computer monitors and printers, we strongly suggest you view actual samples before making surface material selections.

SEATING

Learning without boundaries allows choice.

FLEXIBLE
COMFORTABLE
MOVEMENT
SUPPORT
BALANCE
VARIETY. CHOICE.
ENGAGEMENT



NXT MOV ★
Cantilever

[Page 30](#)

NXT MOV SEATING

NXT MOV® | Engineered for Active Posture

Patented two-part shell allows for independent micro-movements in the seat and back.
And allows you to specify two-tone colors!



★ NXT MOV
Four Leg Caster

Ergonomics and industrial design merge to re-imagine style and comfort in a ground-breaking, patented design.

Four Leg Caster Chair

Add casters to the NXT MOV Four Leg Chair for increased mobility.

Model	Height	Description
MS4C16	16"	Poly Shell
MS4C18	18"	Poly Shell

Caster: NXT MOV Caster (C)
Frame Colors: Chrome (5), Titanium (4), Black (7)
Seat + Back Colors: See page 50



Four Leg Chair


Elegant take on a traditional four-leg student chair.

Model	Height	Description
MS4L16	16"	Poly Shell
MS4L18	18"	Poly Shell

Glide Package: Nylon (3), Steel (1), Non-Skid (2), Felt (F), Boot, Q-Ball (7)
Frame Colors: Chrome (5), Titanium (4), Black (7)
Seat + Back Colors: See page 50



From the design team that brought you **NXT MOV® Seating**, an entirely new take on individualized student workspaces. Introducing the NXT MOV Mobile Desk. ([see page 54](#))



Cantilever Chair

A space-saver when you need it. Rests safely on the work surface when not in use.

Model	Height	Description
MSCL16	16"	Poly Shell
MSCL18	18"	Poly Shell

Glide Package: Nylon (3), Steel (1), Non-Skid (2), Felt (F)
Frame Colors: Chrome (5), Titanium (4), Black (7)
Seat + Back Colors: See page 50



Four Leg Stool

The NXT MOV Four Leg Stool offers a completely new option for cafeterias and taller work spaces.

Model	Height	Description
MS4ST24	Fixed 24"	Poly Shell
MS4ST30	Fixed 30"	Poly Shell

Glide Package: Solo Nylon (P)
Frame Colors: Chrome (5), Titanium (4), Black (7)
Seat + Back Colors: See page 50



Task Chair & Swivel Stool

From teachers' desk to lab table, these chairs feature 360-degree swivel and pneumatic height adjustment and comes with a titanium or black five-star base. Two adjustable height options.

Model	Height	Description
MSTA18	Adjustable 17"- 22"	Poly Shell
MSST18	Adjustable 23"- 33"	Poly Shell

Glide/Caster Package: NXT MOV Caster (C), Bell Glide (B)
Base Color: Titanium (4), Black (7)
Seat + Back Colors: See page 50



Alphabet | Engineered for Movement

In today's learning environments, flexibility is paramount and no one does flexibility better than **Artcobell**. Alphabet Seating supports the many ways that students move with a variety of sizes and styles that conform to classroom needs.



★ Alphabet
Four Leg

The **Alphabet** chair's specially designed shell geometry provides best in class comfort. The dual support channels and heavy duty seat brackets provide strength and durability. Students can flex the back from side to side for maximum comfort.

Four Leg Chair

Classic four-leg style.

Model	Height	Description
AS4L12	12"	Poly Shell
AS4L14	14"	Poly Shell
AS4L16	16"	Poly Shell
AS4L18	18"	Poly Shell
*AS4L16-1	16"	Poly Shell, Seat Pad
*AS4L18-1	18"	Poly Shell, Seat Pad

Glide Package: Nylon (3), Steel (1), Non-Skid (2), Felt (F), Boot, Q-Ball (7)
Frame Colors: Chrome (5), Titanium (4), Black (7)
Shell Colors: See page 50
Fabric Colors: See page 51
* extended lead times, minimums and premium may apply



Four Leg Chair With Bookrack

Classic four-leg style with builtin flat bookrack.

Model	Height	Description
AS4LB18	18"	Poly Shell, Bookrack

Glide Package: Nylon (3), Steel (1), Non-Skid (2), Felt (F), Boot, Q-Ball (7)
Frame Colors: Chrome (5), Titanium (4), Black (7)
Shell Colors: See page 50





Four Leg Caster Chair

Add casters to the Alphabet Four Leg Chair for increased mobility.

Model	Height	Description
AS4C14	14"	Poly Shell
AS4C16	16"	Poly Shell
AS4C18	18"	Poly Shell
*AS4C16-1	16"	Poly Shell, Seat Pad
*AS4C18-1	18"	Poly Shell, Seat Pad

Caster: Hard Wheel Caster (H), NXT MOV Caster (C)
Frame Colors: Chrome (5), Titanium (4), Black (7)
Shell Colors: See page 50
Fabric Colors: See page 51
* extended lead times, minimums and premium may apply



Four Leg Caster Chair With Bookrack

Alphabet Caster Chair with builtin flat bookrack.

Model	Height	Description
AS4CB18	18"	Poly Shell, Bookrack

Caster: Hard Wheel Caster (H), NXT MOV Caster (C)
Frame Colors: Chrome (5), Titanium (4), Black (7)
Shell Colors: See page 50



FLOT Four Leg Chair

With a standard 6" seat height, FLOT is a creative alternative to a traditional four leg chair with the patented Alphabet shell design and comfort.

Model	Height	Description
AS4L06	6"	Poly Shell

Glide Package: Nylon (3), Steel (1), Non-Skid (2), Felt (F), Boot, Q-Ball (7)
Frame Colors: Chrome (5), Titanium (4), Black (7)
Shell Colors: See page 50

Cantilever Chair

A space-saver when you need it. The unique design of the frame and leveling bumpers below the seat allow the Alphabet cantilever chair to safely rest on the work surface when not in use. Chairs stack 4 high.

Model	Height	Description
ASCL12	12"	Poly Shell
ASCL14	14"	Poly Shell
ASCL16	16"	Poly Shell
ASCL18	18"	Poly Shell
*ASCL16-1	16"	Poly Shell, Seat Pad
*ASCL18-1	18"	Poly Shell, Seat Pad

Glide Package: Nylon (3), Steel (1), Non-Skid (2), Felt (F)
Frame Colors: Chrome (5), Titanium (4), Black (7)
Shell Colors: See page 50
Fabric Colors: See page 51
* extended lead times, minimums and premium may apply



Four Leg Stool

The NXT MOV Four Leg Stool offers a completely new option for cafeterias and taller work spaces.

Model	Height	Description
MS4ST24	Fixed 24"	Poly Shell
MS4ST30	Fixed 30"	Poly Shell

Glide Package: Solo Nylon (P)
Frame Colors: Chrome (5), Titanium (4), Black (7)
Seat + Back Colors: See page 50



Research supports that physical activity is linked to higher academic performance, better health, and improved behavior so why not provide a seating solution that encourages kids to move and groove?!



★ Alphabet Rocker

Rocker

Engineered for mobility, this gem of a chair provides movers of all sizes a chance to relax or burn off a little energy with the most satisfying sit around.

Model	Height	Description
AS4R14	13"	Poly Shell
AS4R16	15.5"	Poly Shell
AS4R18	17.75"	Poly Shell

Glide Package: Nylon (3)
Frame Colors: Chrome (5)
Shell Colors: See page 50



Sled Stacking Chair

Our Alphabet shell with a stacking base. Stacks 5 high.

Model	Height	Description
ASSL16	16"	Poly Shell
ASSL18	18"	Poly Shell

Glide Package: Nylon (3), Steel (1)
Frame Colors: Chrome (5), Titanium (4), Black (7)
Shell Colors: See page 50



Task Chair & Swivel Stool

From teachers' desk to lab table, these chairs feature 360-degree swivel and pneumatic height adjustment and comes with a titanium or black five-star base. Two adjustable height options.

Model	Height	Description
ASTA18	Adjustable 16"-21"	Poly Shell
ASST18	Adjustable 22"-32"	Poly Shell
*ASTA18-1	Adjustable 16"-21"	Poly Shell, Seat Pad
*ASST18-1	Adjustable 22"-32"	Poly Shell, Seat Pad

Glide/Caster Package: Hard Wheel Caster (H), Bell Glide (B)
Base Color: Titanium (4), Black (7)
Shell Colors: See page 50
Fabric Colors: See page 51
* extended lead times, minimums and premium may apply



Let 'em move! Research shows that children who are more active exhibit better focus, faster cognitive processing and higher memory retention than those who spend the day sitting still. These adaptable seating options work in collaborative areas or as alternatives to traditional desk seating.

MOV Stool

MOV is an active stool that promotes user movement and activity. The attractive and simple design with a wider footprint makes MOV extremely stable, safe, and fun to use.

Model	Height	Description
ASMOV14	14"	Lounge Poly Shell
ASMOV16	16"	Lounge Poly Shell
ASMOV18	18"	Lounge Poly Shell
ASMOV20	20"	Lounge Poly Shell

Poly Colors: See page 50



★ MOV Stool



Discover the chair that reinvented student seating! Comfort with a balance of flex and support for a range of movement and seating positions.



★ Discover Four Leg

Four Leg Chair

Discover Four Leg Chair's structural ribs provide support and stability while increasing flexibility for added comfort. Stacks 10 high.

Model	Height	Description
D10D	12"	Poly Shell
D10C	14"	Poly Shell
D10B	16"	Poly Shell
D10A	18"	Poly Shell
D10X	18"	Poly A+ Shell
*D10A-1	18"	Poly Shell, Seat Pad
*D10X-1	18"	Poly A+ Shell, Seat Pad

Glide Package: Nylon (3), Steel (1), Non-Skid (2), Felt (F), Boot, Q-Ball (7)
Frame Colors: Chrome (5), Titanium (4), Black (7)
Shell Colors: See page 50
Fabric Colors: See page 51
* extended lead times, minimums and premium may apply



Choose the size that fits your student.
Discover chair shells come in a range of sizes from 12" - 18" high and A+ - C sized seats.





Cantilever Chair

Discover cantilever chair offers a sleek, stylish option with the same great value. Chairs stack 4 high.

Model	Height	Description
D30C	14"	Poly Shell
D30B	16"	Poly Shell
D30A	18"	Poly Shell
*D30A-1	18"	Poly Shell, Seat Pad

Glide Package: Nylon (3), Steel (1), Non-Skid (2), Felt (F)
Frame Colors: Chrome (5), Titanium (4), Black (7)
Shell Colors: See page 50
Fabric Colors: See page 51
* extended lead times, minimums and premium may apply

Four Leg Caster Chair

Discover Four Leg Chair with casters for extra mobility.

Model	Height	Description
D16A	18"	Poly Shell
D16X	18"	Poly A+ Shell
*D16A-1	18"	Poly Shell, Seat Pad
*D16X-1	18"	Poly A+ Shell, Seat Pad

Glide Package: Hard Wheel Caster (H)
Frame Colors: Chrome (5), Titanium (4), Black (7)
Shell Colors: See page 50
Fabric Colors: See page 51
* extended lead times, minimums and premium may apply



Discover ★
Cantilever

Four Leg Chair With Bookrack

Roomy bookrack provides a convenient place to store stuff.

Model	Height	Description
D15A	18"	Poly Shell
*D15A-1	18"	Poly Shell, Seat Pad

Glide Package: Nylon (3), Steel (1), Non-Skid (2), Felt (F), Boot, Q-Ball (7)
Frame Colors: Chrome (5), Titanium (4), Black (7)
Shell Colors: See page 50
Fabric Colors: See page 51
* extended lead times, minimums and premium may apply



Four Leg Music Chair

Discover shell with an upright pitch to support musicians or anyone who needs to lean in.

Model	Height	Description
D109	18"	Poly Shell, Music
*D109-1	18"	Poly Shell, Music, Seat Pad

Glide Package: Nylon (3), Steel (1), Non-Skid (2), Felt (F), Boot, Q-Ball (7)
Frame Colors: Chrome (5), Titanium (4), Black (7)
Shell Colors: See page 50
Fabric Colors: See page 51
* extended lead times, minimums and premium may apply



This Rocker is a companion to our Discover line, a harmonic blend of flexibility and support with just a touch of motion.



Rocker

Discover's Rocker provides motion seating with a shape that works with all the other chairs in the room.

Model	Height	Description
D1RC	13"	Poly Shell
D1RB	15.5"	Poly Shell
D1RA	17.75"	Poly Shell

Glide Package: Nylon (3)
Frame Colors: Chrome (5)
Shell Colors: See page 50

Four Leg Swivel Stool

Discover's Four-Leg Swivel Stool features a built-in foot ring for added stability and comfort. Available with a 25" - 33" adjustable height range.

Model	Height	Description
D99A	Adjustable 25"-33"	Poly Shell
D99X	Adjustable 25"-33"	Poly A+ Shell
*D99A-1	Adjustable 25"-33"	Poly Shell, Seat Pad
*D99X-1	Adjustable 25"-33"	Poly A+ Shell, Seat Pad

Glide Package: Nylon (3), Steel (1), Non-Skid (2), Felt (F), Boot, Q-Ball (7)
Frame Colors: Chrome (5), Titanium (4), Black (7)
Shell Colors: See page 50
Fabric Colors: See page 51
* extended lead times, minimums and premium may apply



Task Chair & Lab Swivel Stool

These two chairs provide adjustability at three different heights, embracing both lab and learning environments. Features include pneumatic seat height adjustment and free-rolling casters. Swivel stool also features a Chrome foot ring.

Model	Height	Description
DP9B	Adjustable 15"-20"	Poly Shell
DP9A	Adjustable 17"-22"	Poly Shell
DP9X	Adjustable 17"-22"	Poly A+ Shell
DL9A	Adjustable 24"-34"	Poly Shell
DL9X	Adjustable 24"-34"	Poly A+ Shell
*DP9A-1	Adjustable 17"-22"	Poly Shell, Seat Pad
*DP9X-1	Adjustable 17"-22"	Poly A+ Shell, Seat Pad
*DL9A-1	Adjustable 24"-34"	Poly Shell, Seat Pad
*DL9X-1	Adjustable 24"-34"	Poly A+ Shell, Seat Pad

Glide/Caster Package: Hardwheel Caster (H); Bell Glide (B)
Shell Colors: See page 50
Fabric Colors: See page 51
* extended lead times, minimums and premium may apply



★ Discover Rocker



Solid Plastic Stacking Chair

The Solid Plastic Four Leg Stacking Chair is designed with an X-frame for proper weight distribution and nylon bumpers for level stacking.

Model	Height	Description
X105	15.5"	Navy seat only
X107	17.5"	Navy seat only

Glide Package: Nylon (3), Steel (1), Non-Skid (2), Felt (F), Boot, Q-Ball (7)
Frame Colors: Chrome (5), Titanium (4), Black (7)
Seat + Back Color: Navy (N)

Four Leg Stool

The Four Leg Lab Stool in two heights is available with a polypropylene seat.

Model	Height	Description
0801	Adjustable 19"-27.5"	Poly Seat
0802	Adjustable 23.5"-32"	Poly Seat

Glide Package: Nylon (3), Steel (1), Non-Skid (2), Felt (F), Boot, Q-Ball (7)
Frame Colors: Chrome (5), Titanium (4), Black (7)
Seat Colors: See page 50



Mobile Swivel Stool

Practical and fun, this mobile, adjustable stool works almost anywhere, from small group centers to labs. The mobile alternative to our popular 0801 Stool.


Model	Height	Description
DP08	Adjustable 16"-21"	Poly Seat

Glide/Caster Package: Hardwheel Caster (H), Bell Glide (B)
Shell Colors: See page 50




★ Four Leg Stool


MOV Poly Colors



Poly Colors (Alphabet, Discover, Uniflex)



Metal Frames



Standard Seat Pad Colors - Silvertex® Vinyl



Additional vinyl may be available through Spradling as special orders:

- Silvertex Neo <https://spradlingvinyl.com/product/stx-8820-basil/>
- Edgeline <https://spradlingvinyl.com/product/edg-1854-emerald/>
- Genero <https://spradlingvinyl.com/product/gen-1914-terrain/>
- Maglia <https://spradlingvinyl.com/product/mag-1968-thunder/>

Email Cindy Hawkins (chawkins@artcobell.com) for pricing and lead times.

Shell colors may vary from batch to batch and over time due to natural variations in manufacturing process. Due to pattern scale and color variations in computer monitors and printers, we strongly suggest you view actual samples before making surface material selections.

Shell colors may vary from batch to batch and over time due to natural variations in manufacturing process. Due to pattern scale and color variations in computer monitors and printers, we strongly suggest you view actual samples before making surface material selections.

STUDENT DESKS

Learning without boundaries inspires creativity.

INSPIRED SHAPES

MULTIPLE GROUPINGS

CONFIGURABLE

MIX+MATCH

CREATIVE

WORKSPACES

SIT-TO-STAND

COLLABORATIVE. PERSONALIZED. MOBILE.



[Page 54](#)

NXT MOV Mobile Desk

NXT MOV® Mobile Desks

The desk that redefines individualized student workspaces. Elegant cantilever design embraces the user. Integrated caster enables mobility and locks for stability. Available with two top styles with fixed or flip-top.



Fixed Top | Home Plate

Model	Size	Height
NS25-HPE	28"x 22"	25"
NS27-HPE	28"x 22"	27"
NS29-HPE	28"x 22"	29"
NS36-HPE	28"x 22"	36"
NS42-HPE	28"x 22"	42"

Glide: Nylon (3)
Frame Color: Titanium (4), Black (7)
Surface Material: See page 82
Edge Options: See page 82



Flip Top | Home Plate

Model	Size	Height
NF25-HPE	28"x 22"	25"
NF27-HPE	28"x 22"	27"
NF29-HPE	28"x 22"	29"
NF36-HPE	28"x 22"	36"
NF42-HPE	28"x 22"	42"

Glide: Nylon (3)
Frame Color: Titanium (4), Black (7)
Surface Material: See page 82
Edge Options: See page 82



Fixed Top | Half Moon

Model	Size	Height
NS25-HME	28"x 22"	25"
NS27-HME	28"x 22"	27"
NS29-HME	28"x 22"	29"
NS36-HME	28"x 22"	36"
NS42-HME	28"x 22"	42"

Glide: Nylon (3)
Frame Color: Titanium (4), Black (7)
Surface Material: See page 82
Edge Options: See page 82



Flip Top | Half Moon

Model	Size	Height
NF25-HME	28"x 22"	25"
NF27-HME	28"x 22"	27"
NF29-HME	28"x 22"	29"
NF36-HME	28"x 22"	36"
NF42-HME	28"x 22"	42"

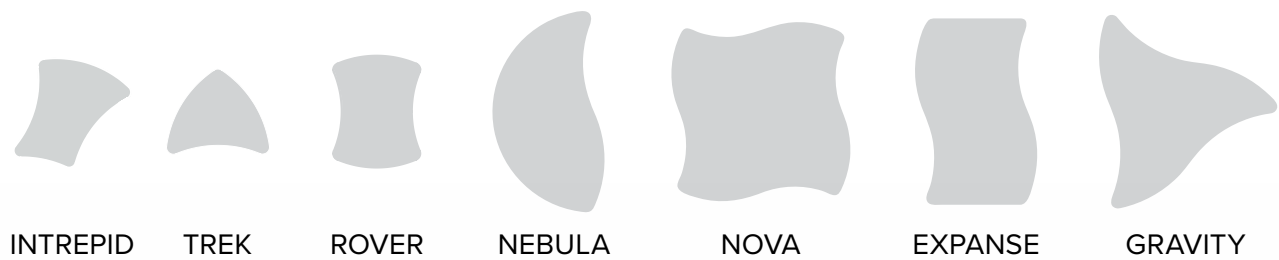
Glide: Nylon (3)
Frame Color: Titanium (4), Black (7)
Surface Material: See page 82
Edge Options: See page 82



The **NXT MOV® Classroom** reflects today's requirements and tomorrow's needs. With an emphasis on flexibility and mobility, new NXT MOV Shape Desks are designed to work together and with our most popular table designs.

Combine Rover, Trek + Intrepid Shape Desks with Expanse, Nebula, Nova, and Gravity Shape Tables to create endless configurations.

TEAM UP!



[Page 97](#)

The NXT MOV caster can be used on desks and tables to coordinate with NXT MOV seating.

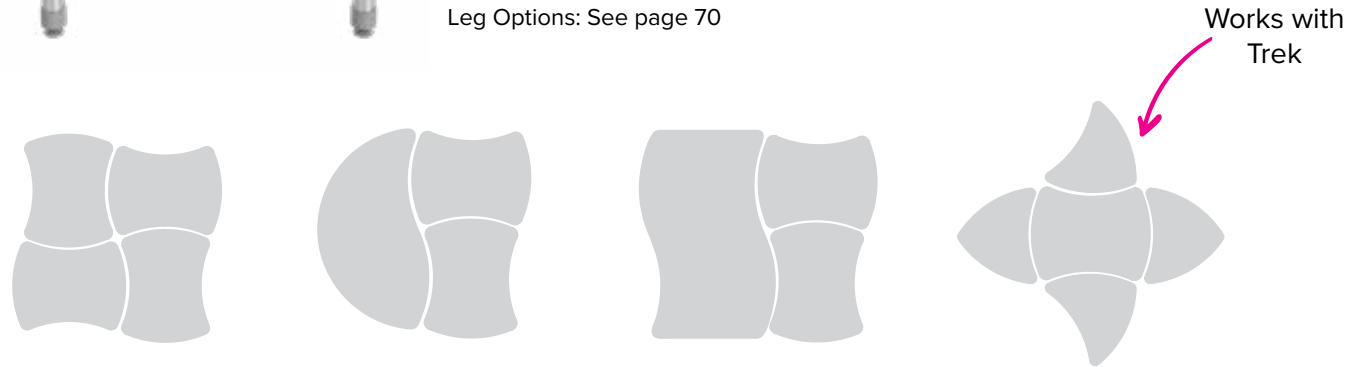


Rover

This organic rectangle shape provides a large student work surface. Nests with itself and select Shape Tables.

Model	Size
DST-RV2633E	26" x 33" x 3/4"
DHT-RV2633E	26" x 33" x 1-1/8"

Surface Material: High pressure laminate, see page 82
Edge Options: See page 82
Leg Options: See page 70

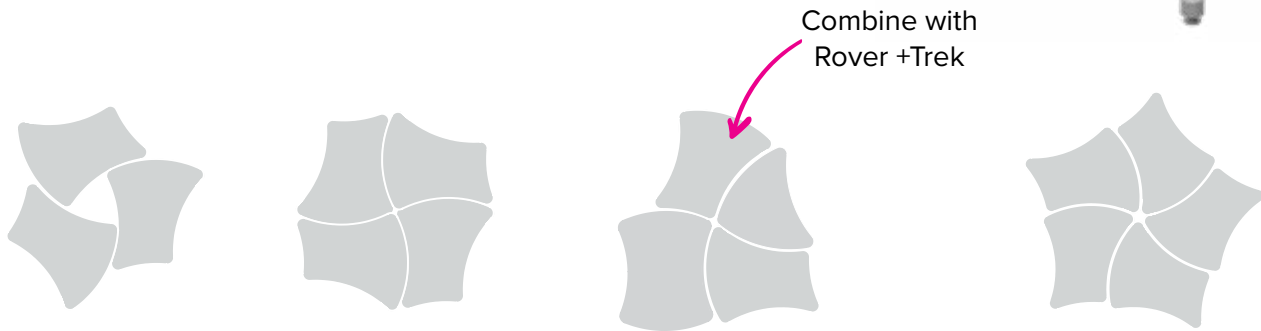


Intrepid

An imaginative organic shape that supports a multi-functional classroom.

Model	Size
DST-INT2832E	25" x 30" x 3/4"
DHT-INT2832E	25" x 30" x 1-1/8"

Surface Material: High pressure laminate, see page 82
Edge Options: See page 82
Leg Options: See page 70

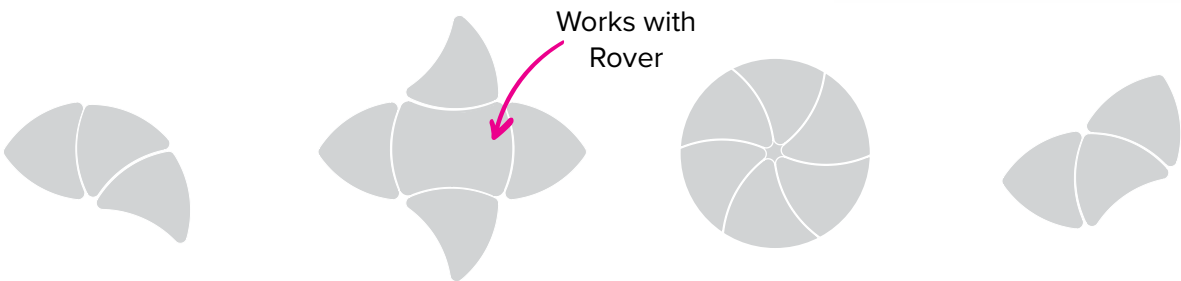


Trek

Elegant triangular shape nests with Rover or itself.

Model	Size
DST-TK2530E	25" x 30" x 3/4"
DHT-TK2530E	25" x 30" x 1-1/8"

Surface Material: High pressure laminate, see page 82
Edge Options: See page 82
Leg Options: See page 70



Shape desks. These fun, imaginative and mobile-friendly shapes can easily reconfigure to create a wide range of individual or group layouts. Available with durable high pressure laminate surfaces and a variety of colored edge options.




Kite

Our most versatile shape with ample workspace and access from 3 sides. Configures for groups up to 9.

Model	Size
DST-KT3032E	32" x 30" x 3/4"
DHT-KT3032E	32" x 30" x 1-1/8"

Leg Kit + Accessories: See pages 70-71
Surface Material: High pressure laminate, see page 82
Edge Options: See page 82





★ Beta


STUDENT DESKS

Beta

Imaginative shape is accessible on two sides and configures for small and large groups.

Model	Size
DST-BT2233E	22" x 33" x 3/4"
DHT-BT2233E	22" x 33" x 1-1/8"

Leg Kit + Accessories: See pages 70-71
 Surface Material: High pressure laminate, see page 82
 Edge Options: See page 82



Expanse

Organic variation on the classic rectangle with ample work surface. Accessible from 2 sides.

Model	Size
DST-EX2232E	23" x 32" x 3/4"
DHT-EX2232E	23" x 32" x 1-1/8"

Leg Kit + Accessories: See pages 70-71
 Surface Material: High pressure laminate, see page 82
 Edge Options: See page 82



Expanse | T-Leg

Model	Size
DST-EX2232E	22" x 32" x 3/4"
DHT-EX2232E	22" x 32" x 1-1/8"

Leg Kit + Accessories: See pages 70-71
 Surface Material: High pressure laminate, see page 82
 Edge Options: See page 82






★ Linc

Aperture

Accessible from 2 sides. Configures organically for groups of 4, 6, 8 and more.

Model	Size
DST-AP1830E	27" x 30" x 3/4"
DHT-AP1830E	27" x 30" x 1-1/8"

Leg Kit + Accessories: See pages 70-71
Surface Material: High pressure laminate, see page 82
Edge Options: See page 82


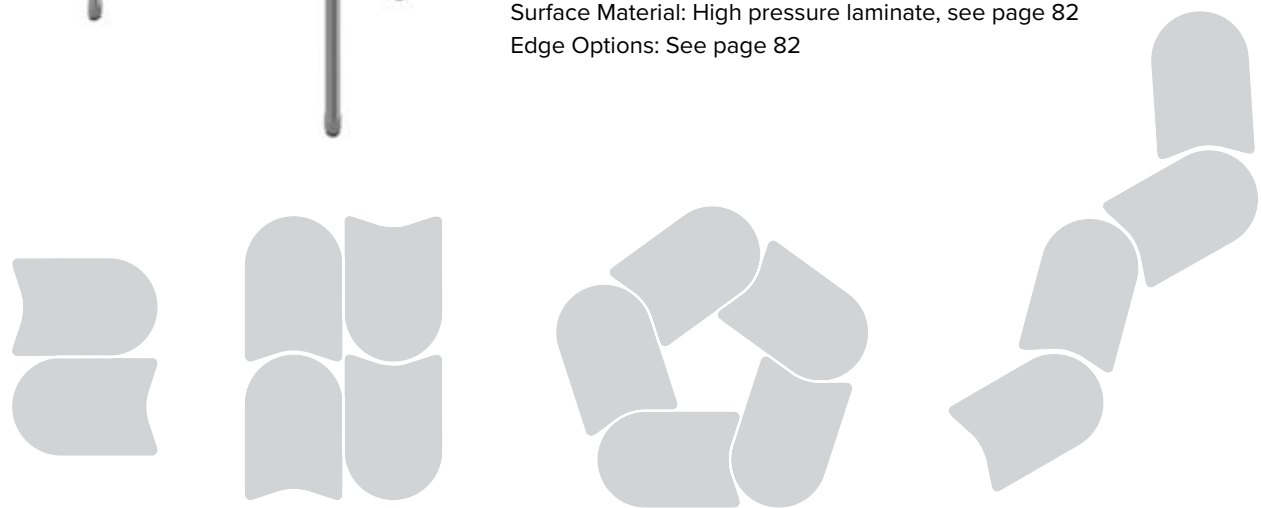


Linc

Straight-sided version of our Beta with access from both sides. Configures in groups or rows.

Model	Size
DST-LC2232E	22" x 32" x 3/4"
DHT-LC2232E	22" x 32" x 1-1/8"

Leg Kit + Accessories: See pages 70-71
Surface Material: High pressure laminate, see page 82
Edge Options: See page 82



★ Aperture



Beta Straight

A clever combination of lines has a "scoop" on one side and is straight on the other side for easy configuration. Accessible on 2 sides; configures for groups of 2+.

Model	Size
DST-BS2233E	22" x 33" x 3/4"
DHT-BS2233E	22" x 33" x 1-1/8"

Leg Kit + Accessories: See pages 70-71
Surface Material: High pressure laminate, see page 82
Edge Options: See page 82



Swoop

An elegant arrow shape that easily configures to make a large worksurface for up to 4.

Model	Size
DST-SW3030E	23" x 41" x 3/4"
DHT-SW3030E	23" x 41" x 3/4" x 1-1/8"

Leg Kit + Accessories: See pages 70-71
Surface Material: High pressure laminate, see page 82
Edge Options: See page 82



Trapezoid 6

Classic singles-access shape configures easily to seat small and large groups.

Model	Size
DST-T6E	20" x 32" x 3/4"
DHT-T6E	20" x 32" x 1-1/8"

Leg Kit + Accessories: See pages 70-71
Surface Material: High pressure laminate, see page 82
Edge Options: See page 82



Tri-Top

Variation on the classic single-access triangle configures for up to 4.

Model	Size
DST-TT2828E	28" x 28" x 3/4"
DHT-TT2828E	28" x 28" x 1-1/8"

Leg Kit + Accessories: See pages 70-71
Surface Material: High pressure laminate, see page 82
Edge Options: See page 82

Sail

Available in two sizes, the classic triangle configures in a wide range of groups. Accessible from all 3 sides.

Model	Size
DST-SL2730E	27" x 30" x 3/4"
DHT-SL2730E	27" x 30" x 1-1/8"
DST-SL3034E	30" x 34" x 3/4"
DHT-SL3034E	30" x 34" x 1-1/8"

Leg Kit + Accessories: See pages 70-71
Surface Material: High pressure laminate, see page 82
Edge Options: See page 82





Rectangle

Classic shape with ample work surface. Accessible from 2 sides.

Model	Size
DST-RC2026E	20" x 26" x 3/4"
DST-RC2036E	20" x 36" x 3/4"
DHT-RC2026E	20" x 26" x 1-1/8"
DHT-RC2036E	20" x 36" x 1-1/8"

Leg Kit + Accessories: See pages 70-71
Surface Material: High pressure laminate, see page 82
Edge Options: See page 82



Rectangle | T-Leg

Model	Size
DST-RC2026E	20" x 26" x 3/4"
DHT-RC2026E	20" x 26" x 1-1/8"
DST-RC2036E	20" x 36" x 3/4"
DHT-RC2036E	20" x 36" x 1-1/8"

Leg Kit + Accessories: See pages 70-71
Surface Material: High pressure laminate, see page 82
Edge Options: See page 82





Polypropylene ★
Book Box

Shape Desks | Legs

Choose the right legs for your student desks

Model	Description	Rectangle Expanse		Aperture Tri-Top Trapezoid 6 Kite Beta Beta Straight Linc Sail Swoop Rover Trek Intrepid					
		DST	DHT	DST			DHT		
DSLP-4AAP	22"-34" adj. seated height legs, 1.5" dia	✓		✓					
DSLP-4AAP.3W	22" - 34" adj. wheelbarrow legs, 4pk, 2 glides/2 casters	✓		✓					
DTLP-4ATP	19"-29" adj. table height legs, 2" dia		✓				✓		
DTLP-4ATP.3W	19" - 29" adj. wheelbarrow legs, 4pk, 2 glides/2 casters		✓				✓		
DTLP-4ASP	27"-42" adj. stand height legs, 2" dia		✓				✓		
DSLK-2F29G	29" fixed height t-legs, 2pk	✓							
TA-CPS37T4	37mm casters, Black, for DSLP legs, 4pk	✓		✓					
TA-CPMS50T4	50mm casters, Titanium, for DTLP legs, 4pk		✓				✓		
TA-CPS4	50mm casters, Black for DTLP legs, 4pk		✓				✓		

Desk | Accessories

Improve the way any desk performs with accessories that add functionality.

Model	Product Name	Product Description
TA-BBP16	Book Box	Polypropylene, 16"w, 4-pack
TA-BBFM17	Book Box	Full Metal, 17.5"w, Titanium, 4-pack
TA-BBM16	Book Box	Metal Perforated, 16"w, Titanium, 4-pack
TA-BBM22	Book Box	Metal Perforated, 21.75"w, Titanium, 4-pack
TA-BBW15	Book Box	Wire Frame, 15"w, Chrome, 4-pack
MSCA-TK1203.T	Tote Tray	Translucent, 3"x12", 6-pack
TA-TTR.2	Tote Tray Rail	White Metal, 2-pack
TA-TTR.6	Tote Tray Rail	White Metal, 6-pack
MSCA-SK1216.W	Markerboard	Hand-held, 12x16, White Acrylic, 6-pack
MBH-DMB1.4	Hardware	Desk Bracket for MSCA-SK1216W Markerboard, 4-pack
TA-BPH1	Hardware	Backpack Hook, Chrome
TA-SG2124.C	Barrier Screen	Acrylic panel, 21" h x 24", 4-pack
SDA-WBCP	Wheelbarrow Caster Pack	37mm casters, use with DA0D, R90, 7SD4A, 7SD3A, 2pk
SDA-WBCP12	Wheelbarrow Caster Pack	37mm casters, use with DA0D, R90, 7SD4A, 7SD3A, 12pk
TA-SCA1737.W	Study Carrel	For DST-RC2036E, 37"w x 18"d x 17"h, White Acrylic



Backpack ★
Hook



Tote Tray ★
+ Rail



Stacking Desk

Stackable desk with a creative double curve shape allows the space to flex up and down as needed. Roomy surface allows for one to two users.

Model	Size	Top Material Edge	Height
SA2232E	22"x32"	Laminate Edge Band	Adjustable 22"-30"

Glide: 2 Nylon/2 Caster (3W)
Frame Color: Titanium (4), Chrome (5), Black (7)
Surface Material: See page 82
Edge Options: See page 82



Stow away stacking desks till you need them. Stacks up to 4 high.

Sit-to-Stand Desk

The next generation in flexible desks. Sit-to-Stand is fully adjustable from 28" to 41" and moves easily around a room or room-to-room. Roomy work surface and elegant base design allows for one or two users.

Model	Size	Top Material Edge	Height
STS-RC2228E	22"x28"	Laminate Edge Band	Adjustable 28"-41"

Frame Color: Titanium (4)
Surface Material: See page 82
Edge Options: See page 82



Flex smoothly to your choice of height from 28" - 41".



NXT MOV ★
Swivel Stool

Open Front with a twist. Artcobell's polystructural open front desk is available in the same poly colors as our seating. DAJ features a generous 20" x 26" work surface and jumbo built-in book box.



Open Front | Poly Book Box

The Open Front Desk features convenient storage for classroom materials. Available in 18" x 24" and 20" x 26" top sizes both with a 22" - 30" adjustable height leg. DAJ models feature our exclusive jumbo size bookbox.

Model	Size	Top Material Edge	Height
DA0D3	18" x 24"	Laminate Clear Edge	22" - 30"
DA0DE	18" x 24"	Laminate Banded Flat Edge	22" - 30"
DA0DS	18" x 24"	Solid Plastic	22" - 30"
DAJ63	20" x 26"	Laminate Clear Edge	22" - 30"
DAJ6E	20" x 26"	Laminate Banded Flat Edge	22" - 30"

Glide: Nylon (3)
Frame Color: Titanium (4), Chrome (5), Black (7)
Surface Material: See page 82
Edge Options: See page 82



Open Front | Metal Book Box

The R90 open front desk has an adjustable height range of 22" - 30" with a rectangular top and built-in metal book box.

Model	Size	Top Material Edge	Height
R90D3	18" x 24"	Laminate Clear Edge	22" - 30"
R90DE	18" x 24"	Laminate Banded Flat Edge	22" - 30"
R90DS	18" x 24"	Solid Plastic	22" - 30"
R90E3	20" x 26"	Laminate Clear Edge	22" - 30"
R90EE	20" x 26"	Laminate Banded Flat Edge	22" - 30"
R90ES	20" x 26"	Solid Plastic	22" - 30"

Glide: Nylon (3)
Frame Color: Titanium (4), Black (7)
Surface Material: See page 82
Edge Options: See page 82



Add 2 casters (SDA-WBCP) to create wheelbarrow style legs for easy mobility. Use with student desk models: DA0D, R90, 7SD4A, 7SD3A



The 7SD Series provides classic solutions with a reliable, cost-effective frame. Available with both adjustable and fixed height legs in Titanium, Chrome or Black.



7SD Series | Trapezoid | 4-Leg

The 7SD Series Student Desk with a trapezoid top shape.

Model	Size	Top Material Edge	Height
7SD4AT3	20" x 32"	Laminate Clear Edge	22" - 30"
7SD4ATE	20" x 32"	Laminate Banded Flat Edge	22" - 30"
*7SD4F30T3	20" x 32"	Laminate Clear Edge	Fixed, 30"
*7SD4F30TE	20" x 32"	Laminate Banded Flat Edge	Fixed, 30"

Glide: Nylon (3)
Frame Color: Titanium (4), Chrome (5), Black (7)
Surface Material: See page 82
Edge Options: See page 82
* extended lead times and premium may apply



*7SD4ADE shown above



*7SD4H6E shown above

7SD Series | Rectangle | 4-Leg

Classic rectangle shape in three top sizes, including ADA compliant options.

Model	Size	Top Material Edge	Height
7SD4A03	18" x 24"	Laminate Clear Edge	22" - 30"
7SD4A0E	18" x 24"	Laminate Banded Flat Edge	22" - 30"
7SD4A0S	18" x 24"	Solid Plastic	22" - 30"
7SD4H03	18" x 24"	Laminate Clear Edge	34" - 42"
7SD4H0E	18" x 24"	Laminate Banded Flat Edge	34" - 42"
7SD4H0S	18" x 24"	Solid Plastic	34" - 42"
7SD4A63	20" x 26"	Laminate Clear Edge	22" - 30"
7SD4A6E	20" x 26"	Laminate Banded Flat Edge	22" - 30"
7SD4A6S	20" x 26"	Solid Plastic	22" - 30"
7SD4H63	20" x 26"	Laminate Clear Edge	34" - 42"
7SD4H6E	20" x 26"	Laminate Banded Flat Edge	34" - 42"
7SD4H6S	20" x 26"	Solid Plastic	34" - 42"
7SD4AD3	20" x 36"	Laminate Clear Edge	26" - 34"
7SD4ADE	20" x 36"	Laminate Banded Flat Edge	26" - 34"
*7SD4F3003	18" x 24"	Laminate Clear Edge	Fixed, 30"
*7SD4F300E	18" x 24"	Laminate Banded Flat Edge	Fixed, 30"
*7SD4F300S	18" x 24"	Solid Plastic	Fixed, 30"
*7SD4F3063	20" x 26"	Laminate Clear Edge	Fixed, 30"
*7SD4F306E	20" x 26"	Laminate Banded Flat Edge	Fixed, 30"
*7SD4F306S	20" x 26"	Solid Plastic	Fixed, 30"

Glide: Nylon (3)
Frame Color: Titanium (4), Chrome (5), Black (7)
Surface Material: See page 82
Edge Options: See page 82
* extended lead times and premium may apply





7SD Series | Tri-Top | 3-Leg

The 7SD Tri-Top table provides a sturdy 3-leg alternative with the same options as our 4-leg student desks.

Model	Size	Top Material Edge	Height
7SD3A3	28" x 28"	Laminate Clear Edge	22" - 30"
7SD3AE	28" x 28"	Laminate Banded Flat Edge	22" - 30"
7SD3AS	28" x 28"	Solid Plastic	22" - 30"
7SD3H3	28" x 28"	Laminate Clear Edge	34" - 42"
7SD3HE	28" x 28"	Laminate Banded Flat Edge	34" - 42"
7SD3HS	28" x 28"	Solid Plastic	34" - 42"
*7SD3F303	28" x 28"	Laminate Clear Edge	Fixed, 30"
*7SD3F30E	28" x 28"	Laminate Banded Flat Edge	Fixed, 30"
*7SD3F30S	28" x 28"	Solid Plastic	Fixed, 30"

Glide: Nylon (3)
Frame Color: Titanium (4), Chrome (5), Black (7)
Surface Material: See page 82
Edge Options: See page 82
* extended lead times and premium may apply

4100 Cantilever

The Cantilever Student Desk offers unrestricted leg room. Available in 20" x 26" top size with fixed 27" or fixed 29" height.

Model	Size	Top Material Edge	Height
4F276E	20" x 26"	Laminate Banded Flat Edge	Fixed, 27"
4F276S	20" x 26"	Solid Plastic	Fixed, 27"
4F296E	20" x 26"	Laminate Banded Flat Edge	Fixed, 29"
4F296S	20" x 26"	Solid Plastic	Fixed, 29"

Glide: Nylon (3)
Frame Color: Titanium (4), Black (7)
Surface Material: See page 82
Edge Options: See page 82



Desk | Accessories

Improve the way any desk performs with accessories that add functionality.

Model	Product Name	Product Description
TA-BBP16	Book Box	Polypropylene, 16"w, 4-pack
TA-BBFM17	Book Box	Full Metal, 17.5"w, Titanium, 4-pack
TA-BBM16	Book Box	Metal Perforated, 16"w, Titanium, 4-pack
TA-BBM22	Book Box	Metal Perforated, 21.75"w, Titanium, 4-pack
TA-BBW15	Book Box	Wire Frame, 15"w, Chrome, 4-pack
MSCA-TK1203.T	Tote Tray	Translucent, 3"x12", 6-pack
TA-TTR.2	Tote Tray Rail	White Metal, 2-pack
TA-TTR.6	Tote Tray Rail	White Metal, 6-pack
MSCA-SK1216.W	Markerboard	Hand-held, 12x16, White Acrylic, 6-pack
MBH-DMB1.4	Hardware	Desk Bracket for MSCA-SK1216W Markerboard, 4-pack
TA-BPH1	Hardware	Backpack Hook, Chrome
TA-SG2124.C	Barrier Screen	Acrylic panel, 21" h x 24", 4-pack
SDA-WBCP	Wheelbarrow Caster Pack	37mm casters, use with DA0D, R90, 7SD4A, 7SD3A, 2pk
SDA-WBCP12	Wheelbarrow Caster Pack	37mm casters, use with DA0D, R90, 7SD4A, 7SD3A, 12pk
TA-SCA1737.W	Study Carrel	For DST-RC2036E, 37"w x 18"d x 17"h, White Acrylic



These all-in-one options provide simplicity and the comfort you need. Choose the chair shell and configuration that meets your needs.



D75 Four Leg Combo RH Entry

Features the popular Discover shell with standard fixed bookrack.

Model	Size	Top Material Edge	Seat Height
D75A3	18" x 24"	Laminate Clear Edge	18"
D75AS	18" x 24"	Solid Plastic	18"
D75X3	18" x 24"	Laminate Clear Edge	18"
D75XS	18" x 24"	Solid Plastic	18"

Glide: Nylon (3)
Frame Color: Titanium (4), Chrome (5) Black (7)
Shell Color: See page 83
Surface Material: See pages 82-83
* extended lead times and premium may apply



H457 Four Leg Combo RH Entry

The Solid Plastic four leg combination desk comes standard with a fixed wire bookrack.

Model	Size	Top Material Edge	Height
H457S	18" x 24"	Solid Plastic	17.5"

Glide: Nylon (3)
Frame Color: Titanium (4), Chrome (5) Black (7)
Seat & Back Color: Navy (N)
Surface Color: Grey Spectrum (J), Sugar Maple (D), Walnut (W)

Sled Combo

This combination desk features a convenient dual entry sled base and Discover shell. Standard with fixed wire bookrack.

Model	Size	Top Material Edge	Seat Height
*D85A3	18" x 24"	Laminate Clear Edge	18"
*D85AS	18" x 24"	Solid Plastic	18"
*D85X3	18" x 24"	Laminate Clear Edge	18"
*D85XS	18" x 24"	Solid Plastic	18"

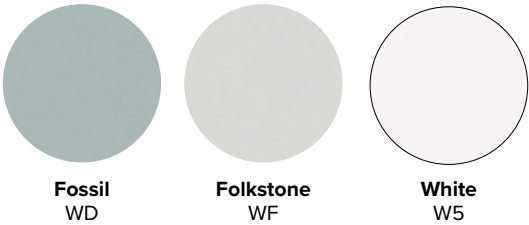
Frame Color: Chrome (5)
Shell Color: See page 83
Surface Material: See page 82
* extended lead times and premium may apply



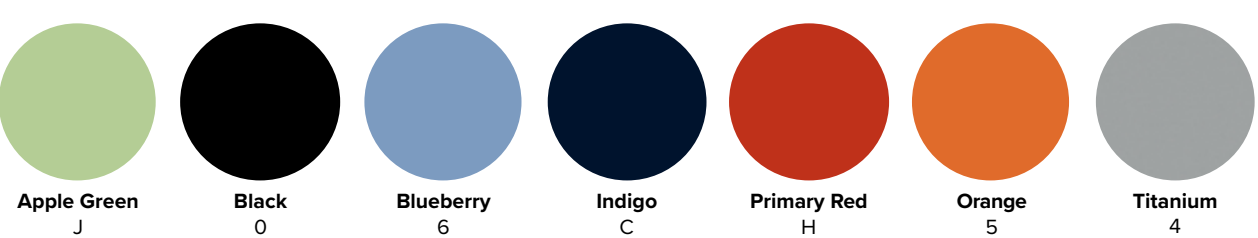
Standard Laminates



Premium Markerboard Laminates




Edge Band




Additional designs available: Most Wilsonart® Laminates are available as special orders. Minimum quantities and extended lead times will apply. Any laminate design that is **not** part of the Artcobell collection shown here will be priced as **premium**.

Shell colors may vary from batch to batch and over time due to natural variations in manufacturing process. Due to pattern scale and color variations in computer monitors and printers, we strongly suggest you view actual samples before making surface material selections.


Poly Colors (DA0D, D75, 7457)



Metal Frames



Solid Plastic *Subject to current lead times



Shell colors may vary from batch to batch and over time due to natural variations in manufacturing process. Due to pattern scale and color variations in computer monitors and printers, we strongly suggest you view actual samples before making surface material selections.

TABLES

Learning without boundaries requires flexibility.

FLIPPING
NESTING
WRITABLE

PRESENTATION. INSPIRATION.

ACTIVE
LEARNING

CONFIGURATION. COLLABORATION.
AGILE SPACES. STUDENT CENTERED.



Expanse
Flip-Top ★

★ Alphabet
Four Leg



Fun, mobile Shape Tables feature durable high pressure laminate surfaces with coordinated edge banding. Add the matching NXT MOV® caster for a completely coordinated look.

A collection of organic shapes that work individually or intuitively combine with others from the NXT MOV Classroom. Creating an infinite array of configurations.



★ Rover

★ NXT MOV
Four Leg

[Page 97](#)

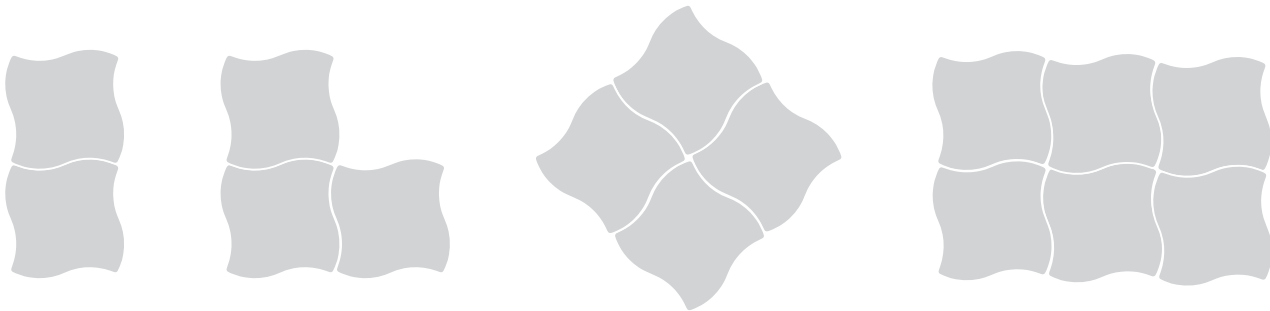
The NXT MOV caster can be used on desks and tables to coordinate with NXT MOV seating.



Nova
Roomy 60" work surface that supports up to six people as standalone or pairs with Expanse, Gravity or Nebula shapes.

Model	Size
DTT-NV60E	60"

Surface Material: See page 120
Edge Options: See page 120
Leg Options: See page 97



Nebula
Large 30" x 54" work surface that supports up to three people as standalone or pairs with Expanse, Nova or Gravity shapes.

Model	Size
DTT-NB3054E	30" x 54"

Surface Material: See page 120
Edge Options: See page 120
Leg Options: See page 97



Gravity
Innovative 50" work surface that supports small teams or large group collaborations. Works with Expanse, Nova or Nebula shapes.

Model	Size
DTT-GV50E	50"

Surface Material: See page 120
Edge Options: See page 120
Leg Options: See page 97



Expanse
Generous 30" x 54" work surface that support up to six people as a stand-alone or pairs with Gravity, Nova or Nebula shapes.

Model	Size
DTT-EX3054E	30" x 54"

Surface Material: See page 120
Edge Options: See page 120
Leg Options: See page 97





Expanse ★

★ Nebula

Discover ★
Rocker

Alphabet ★
Caster

★ MOV Stool

★ Discover
Cantilever

These shapes can work on their own for groups of 2-3 or configure in many ways to expand the workspace. Consider casters for easy movement or "wheel-barrow" with two casters for stability.



Aperture

Seats three easily, or group tables together to seat more.

Model	Size
DTT-AP2440E	24"x 40"

Surface Material: See page 120
Edge Options: See page 120
Leg Options: See page 97



Trapezoid

60" long work surface provides ample room for three or group more tables to seat 8-14.

Model	Size
DTT-TZ3060E	30" x 60"

Surface Material: See page 120
Edge Options: See page 120
Leg Options: See page 97





3P-120
60" work surface seats six individually, or creatively pair up for larger groups. Requires six post legs, specified separately.

Model	Size
DTT-3P3060E	30" x 60"

Surface Material: See page 120
Edge Options: See page 120
Leg Options: See page 97



Set the work surface to meet the student: choose from adjustable height legs for floor, table and standing heights.

★ 3P-120

Half Moon

Model	Size
DTT-HM3672E	36" x 72"

Surface Material: See page 120
Edge Options: See page 120
Leg Options: See page 97



Kidney

Model	Size
DTT-KD4872E	48" x 72"

Surface Material: See page 120
Edge Options: See page 120
Leg Options: See page 97



4P

4P's 48" x 60" work surface seats up to four people. Just like the name says!

Model	Size
DTT-4P4860E	48" x 60"

Surface Material: See page 120
Edge Options: See page 120
Leg Options: See page 97



Puddle

60" work surface that supports up to four people.

Model	Size
DTT-PD60E	60"

Surface Material: See page 120
Edge Options: See page 120
Leg Options: See page 97





*Shown with wheelbarrow style legs

Chevron

Clever variation on the traditional rectangle; seats up to four. Allows for more intimate classroom setup when used in rows.

Model	Size
DTT-CV2460E	24" x 60"

Surface Material: See page 120
Edge Options: See page 120
Leg Options: See page 97



Crescent

Classic Crescent shape offers generous workspace for small groups of two or three or group several together for more options.

Model	Size
DTT-CR3042E	30" x 42"

Surface Material: See page 120
Edge Options: See page 120
Leg Options: See page 97

Square

Available in three usable sizes.

Model	Size
DTT-SQ36E	36" X 36"
DTT-SQ42E	42" X 42"
DTT-SQ48E	48" X 48"

Surface Material: See page 120
Edge Options: See page 120
Leg Options: See page 97



Star

60" work surface that supports up to five people with all their supplies. Requires five post legs, specified separately.

Model	Size
DTT-ST60E	60"

Surface Material: See page 120
Edge Options: See page 120
Leg Options: See page 97



Horseshoe

Ample space and exceptional design for optimal teacher-student interaction.

Model	Size
DTT-HS6066E	60" x 66"

Surface Material: See page 120
Edge Options: See page 120
Leg Options: See page 97



Shape Tables | Legs + Casters

Choose the right legs for your tables. Available in Titanium or Black. Add casters for mobility!

Model	Description
DTLP-4AJP	Juvenile height leg kit, adj. 13"-18"
DTLP-4ATP	Table height leg kit, adj. 19"-29"
DTLP-4ATP.3W	Wheelbarrow legs, adj. 19"-29", 2 glides/2 casters,
DTLP-4ASP	Standing height leg kit, adj. 27"-42"
TA-CPMS50T4	50mm casters, Titanium, for DTLP legs, 4pk
TA-CPS4	50mm casters, Black for DTLP legs, 4pk



Chain

This smaller table can seat 2-3 or functions as a larger student desk. The irregular quadrilateral shape is configurable too.

Model	Size
DTT-CH2636E	26" x 36"

Surface Material: See page 120
Edge Options: See page 120
Leg Options: See page 97



Gem

Flat on two sides and bowed on the other two. This 4-sided shape can be combined to create a larger workspace for groups of 4-8.

Model	Size
DTT-GM3950E	39" x 50"

Surface Material: See page 120
Edge Options: See page 120
Leg Options: See page 97



Flower

Creative variation on a 60" round, with comfortable "belly scoops" so students can lean into collaboration. Seats 6.

Model	Size
DTT-FL60E	60"

Surface Material: See page 120
Edge Options: See page 120
Leg Options: See page 97



Half-Round

Traditional and versatile: pair Half-Rounds, Squares and Rectangles to seat larger groups.

Model	Size
DTT-HR48E	48"

Surface Material: See page 120
Edge Options: See page 120
Leg Options: See page 97

Rectangle

A variety of widths and lengths to meet a variety of needs.

Model	Size
DTT-RC1848E	18" x 48"
DTT-RC1860E	18" x 60"
DTT-RC1872E	18" x 72"
DTT-RC2436E	24" x 36"
DTT-RC2448E	24" x 48"
DTT-RC2460E	24" x 60"
DTT-RC2472E	24" x 72"
DTT-RC3048E	30" x 48"
DTT-RC3060E	30" x 60"
DTT-RC3072E	30" x 72"
DTT-RC3660E	36" x 60"
DTT-RC3672E	36" x 72"

Surface Material: See page 120
Edge Options: See page 120
Leg Options: See page 97



Round

Available in four diameter sizes.

Model	Size
DTT-RD36E	36"
DTT-RD42E	42"
DTT-RD48E	48"
DTT-RD60E	60"

Surface Material: See page 120
Edge Options: See page 120
Leg Options: See page 97





★ Multi-Media

Mixed media. Make it work for you.
... use legs or bases, or a combination of both
... add grommets

Multi-Media

Can be used with four post legs or combined with cafe base for a variety of looks. Additional accessories make this even more "media friendly".

Model	Size
DTT-MM4872E	48" x 72"

Surface Material: See page 120
Edge Options: See page 120
Leg Options: See page 97



★ Multi-Media

Hard-working over-achievers, these T-Leg Tables offer durable work surfaces when you need them, then flip and nest when you don't. Add markerboard laminate to the surface and even the vertical surface can work for you!

Chevron | Nesting

Fixed height nesting table allows students to lean in to work. Standard in 29" height; 25" and 27" heights available.



Model	Size	Leg Type Height
DTN-CV25	24"d x 60"w	Nesting, 29" Fixed
*DTN7CV25	24"d x 60"w	Nesting, 27" Fixed
*DTN5CV25	24"d x 60"w	Nesting, 25" Fixed

Surface Material: See page 120
Edge Options: See page 120
* extended lead times and premium may apply

Expanse | Nesting

Fixed height nesting table with a creative wave shape. Standard in 29" height; 25" and 27" heights available.



Model	Size	Leg Type Height
DTN-EX34F	30"d x 54"w	Nesting, 29" Fixed
*DTN7EX34F	30"d x 54"w	Nesting, 27" Fixed
*DTN5EX34F	30"d x 54"w	Nesting, 25" Fixed

Surface Material: See page 120
Edge Options: See page 120
* extended lead times and premium may apply



Rectangle | Nesting

Fixed height nesting tables available in a variety of lengths and widths. Standard in 29" height; 25" and 27" heights available.

Model	Size	Leg Type Height
DTN-RC24F	24"d x 54"w	Nesting, 29" Fixed
DTN-RC25F	24"d x 60"w	Nesting, 29" Fixed
DTN-RC26F	24"d x 72"w	Nesting, 29" Fixed
DTN-RC34F	30"d x 54"w	Nesting, 29" Fixed
DTN-RC35F	30"d x 60"w	Nesting, 29" Fixed
DTN-RC36F	30"d x 72"w	Nesting, 29" Fixed
*DTN7RC24F	24"d x 54"w	Nesting, 27" Fixed
*DTN7RC25F	24"d x 60"w	Nesting, 27" Fixed
*DTN7RC26F	24"d x 72"w	Nesting, 27" Fixed
*DTN7RC34F	30"d x 54"w	Nesting, 27" Fixed
*DTN7RC35F	30"d x 60"w	Nesting, 27" Fixed
*DTN7RC36F	30"d x 72"w	Nesting, 27" Fixed
*DTN5RC24F	24"d x 54"w	Nesting, 25" Fixed
*DTN5RC25F	24"d x 60"w	Nesting, 25" Fixed
*DTN5RC26F	24"d x 72"w	Nesting, 25" Fixed
*DTN5RC34F	30"d x 54"w	Nesting, 25" Fixed
*DTN5RC35F	30"d x 60"w	Nesting, 25" Fixed
*DTN5RC36F	30"d x 72"w	Nesting, 25" Fixed

Surface Material: See page 120
Edge Options: See page 120
* extended lead times and premium may apply



Half Round | Fixed Top

Available in two sizes.

Model	Size	Leg Type Height
DTF-HR48F	32"d x 48"w	29" Fixed
DTF-HR60F	30"d x 60"w	29" Fixed
*DTF7HR48F	32"d x 48"w	27" Fixed
*DTF7HR60F	30"d x 60"w	27" Fixed
*DTF5HR48F	32"d x 48"w	25" Fixed
*DTF5HR60F	30"d x 60"w	25" Fixed

Surface Material: See page 120
Edge Options: See page 120
* extended lead times and premium may apply



Learning without boundaries starts with a place for exploration. Heavy-duty Maker Space Tables can be configured with tops, shelves and end-panels to carry whatever meets learning needs, from play to real work.





Makerspace Table Top

Pick the top that best suits your needs: durable, hard-wearing high pressure laminate with a variety of colorful edge band options, or chemical-resistant epoxy for more specialized makerspace projects.

Model	Dimensions	Top Description
DTMT-RC2448F	24" x 48"	1 1/8" Laminate
DTMT-RC2454F	24" x 54"	1 1/8" Laminate
DTMT-RC2460F	24" x 60"	1 1/8" Laminate
DTMT-RC2472F	24" x 72"	1 1/8" Laminate
DTMT-RC3060F	30" x 60"	1 1/8" Laminate
DTMT-RC3072F	30" x 72"	1 1/8" Laminate
DTMT-RC3672F	36" x 72"	1 1/8" Laminate
DTMT-RC2448Y	24" x 48"	Epoxy
DTMT-RC2454Y	24" x 54"	Epoxy
DTMT-RC2460Y	24" x 60"	Epoxy
DTMT-RC2472Y	24" x 72"	Epoxy
DTMT-RC3060Y	30" x 60"	Epoxy
DTMT-RC3072Y	30" x 72"	Epoxy
DTMT-RC3672Y	36" x 72"	Epoxy

Glide: Nylon (3), Steel (1)
Surface Material: See page 120
Edge Options: See page 120

Makerspace Frame

Heavy duty, fully-welded frame. Sturdy optional casters available.

Model	Size	Height
DTMF-RC2448S	24" x 48"	Adjustable 25" - 42"
DTMF-RC2454S	24" x 54"	Adjustable 25" - 42"
DTMF-RC2460S	24" x 60"	Adjustable 25" - 42"
DTMF-RC2472S	24" x 72"	Adjustable 25" - 42"
DTMF-RC3060S	30" x 60"	Adjustable 25" - 42"
DTMF-RC3072S	30" x 72"	Adjustable 25" - 42"
DTMF-RC3672S	36" x 72"	Adjustable 25" - 42"

Glide: Nylon (3), Steel (1)
Frame Color: Black (7), Titanium (4)
Edge Options: See page 120

Makerspace | Accessories

Add more functionality to Makerspace tables and cabinets.

Table End Panels	MSTA-EP	Metal pegboard, 20" high, 24", 30" and 36" widths
Table Shelves	MSTA-SL	48", 54", 60", 72" lengths; 12" and 16" depths, Titanium or Black
Table Casters	TA-CPTD3 TA-CPMS75T4	Locking 75mm Locking 75mm NXT MOV Caster for DTMA, DTMF, Teacher Desk
Totes & Shelves	MSCA-TK MSCA-SK1216.W	Tote Tray Translucent, 12" depth, 3", 6", 12" depths Acrylic Markerboard/Shelf, 12"x16"
Cabinet Door Kit	MSCA-DK230T MSCA-DK242T MSCA-DK342T	2-Column, 30"h 2-Column, 42"h 3-Column, 42"h

★ Maker Space
Table + Storage





Multipurpose (Catalyst)

Full metal frame, lighter-weight alternative to our heavy-duty Makerspace Tables. Add casters (TA-CPTD3) for extra mobility.

Model	Size	Leg Type Height
DTMA2448F	24"d x 48"w	Adjustable 25" - 34"
DTMA2454F	24"d x 54"w	Adjustable 25" - 34"
DTMA2460F	24"d x 60"w	Adjustable 25" - 34"
DTMA2472F	24"d x 72"w	Adjustable 25" - 34"
DTMA3060F	30"d x 60"w	Adjustable 25" - 34"
DTMA3072F	30"d x 72"w	Adjustable 25" - 34"
DTMA3672F	36"d x 72"w	Adjustable 25" - 34"

Glide: Nylon (3), Steel (1)
Frame Color: Black (7), Titanium (4)
Surface Material: See page 120
Edge Options: See page 120





Classic Table tops can be combined with Cafe Bases in two heights for lounge spaces, media centers and walk-up sharing.

Square

Model	Size
DCT-SQ30F	30"
DCT-SQ36F	36"

Surface Material: See page 120
Edge Options: See page 120



Round

Model	Size
DCT-RD30F	30"
DCT-RD36F	36"
DCT-RD42F	42"

Surface Material: See page 120
Edge Options: See page 120



Racetrack

Model	Size
DCT-RT3372F	33" x 72"

Surface Material: See page 120
Edge Options: See page 120



Cafe Tables | Bases

Available in Titanium.

Model	Description
DCBR-1830.4	18" diameter x 30" height
DCBR-2430.4	24" diameter x 30" height
DCBR-1842.4	18" diameter x 42" height
DCBR-2442.4	24" diameter x 42" height

Activity tables are ideal for impromptu gatherings in the library, private one-on-one sessions in the classroom, or larger team meetings in the conference room.



★ Kidney



Kidney

Model	Size	Leg Type Height
1275F	48" x 72"	Adjustable 21" - 29"
Glide: Nylon (3) Leg Color: Black (7), Titanium (4) Surface Material: See page 120 Edge Options: See page 120		

Half Round

Model	Size	Leg Type Height
1285F	48"	Adjustable 21" - 29"
Glide: Nylon (3) Leg Color: Black (7), Titanium (4) Surface Material: See page 120 Edge Options: See page 120		



Horseshoe

Model	Size	Leg Type Height
1277F	60" x 66"	Adjustable 21" - 29"
Glide: Nylon (3) Leg Color: Black (7), Titanium (4) Surface Material: See page 120 Edge Options: See page 120		



Round

Model	Size	Leg Type Height
1281F	42"	Adjustable 21" - 29"
1280F	48"	Adjustable 21" - 29"
Glide: Nylon (3) Leg Color: Black (7), Titanium (4) Surface Material: See page 120 Edge Options: See page 120		





Rectangle

Model	Size	Leg Type Height
1206F	24" x 36"	Adjustable 21" - 29"
1210F	24" x 48"	Adjustable 21" - 29"
1235F	24" x 60"	Adjustable 21" - 29"
1246F	24" x 72"	Adjustable 21" - 29"
1220F	30" x 48"	Adjustable 21" - 29"
1230F	30" x 60"	Adjustable 21" - 29"
1250F	30" x 72"	Adjustable 21" - 29"
1240F	36" x 60"	Adjustable 21" - 29"
1260F	36" x 72"	Adjustable 21" - 29"

Glide: Nylon (3)
Leg Color: Black (7), Titanium (4)
Surface Material: See page 120
Edge Options: See page 120

Square

Model	Size	Leg Type Height
1205F	36" x 36"	Adjustable 21" - 29"
1215F	42" x 42"	Adjustable 21" - 29"
1225F	48" x 48"	Adjustable 21" - 29"

Glide: Nylon (3)
Leg Color: Black (7), Titanium (4)
Surface Material: See page 120
Edge Options: See page 120



Trapezoid

Model	Size	Leg Type Height
1290F	30" x 60"	Adjustable 21" - 29"

Glide: Nylon (3)
Leg Color: Black (7), Titanium (4)
Surface Material: See page 120
Edge Options: See page 120



Rectangle ★



Clover

Model	Size	Leg Type Height
128CF	48"	Adjustable 21" - 29"

Glide: Nylon (3)
Leg Color: Black (7), Titanium (4)
Surface Material: See page 120
Edge Options: See page 120



Flower

Model	Size	Leg Type Height
128FF	60"	Adjustable 21" - 29"

Glide: Nylon (3)
Leg Color: Black (7), Titanium (4)
Surface Material: See page 120
Edge Options: See page 120





Computer Tables

The CY series table works wherever you need a sturdy technology-ready worktop. Wire management tray/modesty panel keeps cables organized (12" depth for 24"-wide tables; 16" depth for 30"-wide tables). Installed grommets: (1) for 36" and 48"-lengths; (2) for 60" and 72" lengths.

Model	Size
CY13F	24" x 36"
CY14F	24" x 48"
CY15F	24" x 60"
CY16F	24" x 72"
CY03F	30" x 36"
CY04F	30" x 48"
CY05F	30" x 60"
CY06F	30" x 72"

Glide/Caster: Nylon (3), Casters (8)
Frame Color: Black (7), Titanium (4)
Surface Material: See page 120
Edge Options: See page 120

Convertible Bench Table

Flexibility is redefined by a convertible bench unit that can easily fold from a lunch table to a back support bench. This allows you to quickly reconfigure your space for testing, study or events. When folded, the units can be nested creating a compact storage solution to maximize your available storage capacity.

Model	Size	Bench Height
ABC89PN	8'w x 29"h	17"

Frame Color: Titanium (4), Black (7)
Surface Material: See page 120
Bench Material: See page 120
Edge Options: Permatuff (N)



Bench ★
Position



Table ★
Position






Computer ★
Table






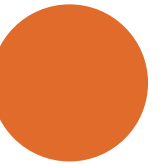

Standard Laminates

						
Wasabi FD	Hanairo AN	Fusion Maple 7M	Pinnacle Walnut F9	French Pear H4	Crisp Linen 4E	Nordic Linen C9
						
Flax Linen 5T	Pressed Linen 5S	Kingswood Walnut N8	High Rise 3E	Dragon Fire J1	Candy Apple J8	Catalina N3
						
Sunny Side Up N1	Fresh Cut N5	Grey Glace 18	Nepal Teak 72	Bannister Oak 08	Brazilwood 3A	

Premium Markerboard Laminates

		
Fossil WD	Folkstone WF	Markerboard White W5

Edge Band

						
Apple Green J	Black 0	Blueberry 6	Indigo C	Primary Red H	Orange 5	Titanium 4

Additional designs available: Most Wilsonart® Laminates are available as special orders. Minimum quantities and extended lead times will apply. Any laminate design that is **not** part of the Artcobell collection shown here will be priced as **premium**.

Due to pattern scale and color variations in computer monitors and printers, we strongly suggest you view actual samples before making surface material selections.



TEACHER SOLUTIONS

Learning without boundaries spawns imagination.

ADAPTABLE
PERSONALIZED
MOBILE
SIT. STAND. STORE.
INTERACTIVE
ENGAGED



Page 110

Catalyst Table +
Mobile Pedestal



★ Discover
Teacher Desk

★ Sit-to-Stand

Sometimes your workstation isn't stationary at all. **Artcobell** offers two solutions that let you move up and down and around to where your students are.

ARISE Podium

Podium or work station? ARISE moves with you with infinite stop, adjustable height and casters that let you move to where the action is.

Model	Size	Height
ATPA1F	24" x 36" Top	Adjustable 30.5" - 50"

Frame Color: Titanium (4)
Surface Material: See page 128
Edge Options: See page 128
Accessories: See page 126



Sit-to-Stand Desk

The next generation in flexible desks. Sit-to-Stand is fully adjustable from 28" to 41" and moves easily around a room or room-to-room. Roomy work surface and elegant base design allows for one or two users.

Model	Size	Top Material Edge	Height
STS-RC2228E	22"x28"	Laminate Edge Band	Adjustable 28"-41"

Frame Color: Titanium (4)
Surface Material: See page 82
Edge Options: See page 82



Our Single Pedestal Teacher Desk is a mobile solution that doesn't compromise on storage. Three different top shapes in a variety of sizes feature durable high pressure laminate with your choice of coordinating edge banding. All feature a castered T-leg and mobile pedestal and a variety of accessories.



*DTDT-D3060F shown above

Discover Teacher Desk

Model	Size	Top Shape
DTDT-RC2448F	24"d x 48"w	Rectangle
DTDT-RC2460F	24"d x 60"w	Rectangle
DTDT-RC2472F	24"d x 72"w	Rectangle
DTDT-RC3048F	30"d x 48"w	Rectangle
DTDT-RC3060F	30"d x 60"w	Rectangle
DTDT-RC3072F	30"d x 72"w	Rectangle
DTDT-D3060F	30"d x 60"w	D-Shape
DTDT-D3072F	30"d x 72"w	D-Shape
DTDT-PR3072F	30"d x 72"w	P-Shape
DTDT-PL3072F	30"d x 72"w	P-Shape

Surface Material: See page 128
Edge Options: See page 128

Teacher’s Desk | Accessories

Add more functionality to your workstation.

Legs	DTLK-1TF29C.4	18” T-Leg with Casters, Titanium
	DTLK-1TF2924C.4	24” T-Leg with Casters for DTDT-PR and -PL tops, Titanium
Pedestal	DPF-BBFR.L.4	Supporting Pedestal, Box/Box/File
	DPM-BFR.L.4	Mobile, Box/File, Locking (Titanium)
Drawer	TA-CD.4	Center Drawer, 17.26”h x 21.25”w x 3”d, Titanium
Screens	TA-SA1224.F	Privacy Screen, 12”h x 24”w
	TA-SA1236.F	Privacy Screen, 12”h x 36”w
	TA-SA1248.F	Privacy Screen, 12”h x 48”w
	TA-SG2124.C	Barrier Screen, 21”h x 24”w
Grommet	TA-GR3	3” Round, Black Only

D400

Single pedestal, height adjustable teachers' desk with center drawer.

Model	Size	Description
D4R0HF	30"d x 48"w	Single Pedestal, RH, Center Drawer
D4L0HF	30"d x 48"w	Single Pedestal, LH, Center Drawer

Glide/Caster: Nylon (3)
Frame Color: Black (7)
Surface Material: See page 128
Edge Options: See page 128



*D500 shown above

D500

Our classic height adjustable teacher desk. Double pedestal with center drawer.

Model	Size	Description
D500HF	30"d x 60"w	Double Pedestal, Center Drawer

Glide/Caster: Nylon (3)
Frame Color: Black (7)
Surface Material: See page 128
Edge Options: See page 128






★ Discover Teacher Desk






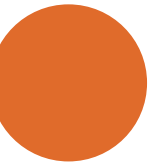

Standard Laminates

						
Wasabi FD	Hanairo AN	Fusion Maple 7M	Pinnacle Walnut F9	French Pear H4	Crisp Linen 4E	Nordic Linen C9
						
Flax Linen 5T	Pressed Linen 5S	Kingswood Walnut N8	High Rise 3E	Dragon Fire J1	Candy Apple J8	Catalina N3
						
Sunny Side Up N1	Fresh Cut N5	Grey Glace 18	Nepal Teak 72	Bannister Oak 08	Brazilwood 3A	

Premium Markerboard Laminates

		
Fossil WD	Folkstone WF	Markerboard White W5

Edge Band

						
Apple Green J	Black 0	Blueberry 6	Indigo C	Primary Red H	Orange 5	Titanium 4

Additional designs available: Most Wilsonart® Laminates are available as special orders. Minimum quantities and extended lead times will apply. Any laminate design that is not part of the Artcobell collection shown here will be priced as **premium**.

Due to pattern scale and color variations in computer monitors and printers, we strongly suggest you view actual samples before making surface material selections.



STORAGE

Learning without boundaries provides easy access to materials and resources.

FLEXIBLE
ORGANIZED
MOBILE
MULTI-FUNCTIONAL
DURABLE
MIX+MATCH
CONFIGURABLE



[Page 134](#)

Mobile Cabinets

Storage that’s mobile, flexible and built of heavy-duty steel. Cabinets with rails can be expanded with separate lockable doors, three sizes of trays and a shelving option that can also move between cabinets and desks. Cabinets with shelves feature sturdy, built in metal cubbies. Both options comes with pre-drilled hole for installing charging/power grommet.



2-Column With Rails, 42"h

Meets up with stand-height (42") tables or mobile bookcases. Holds (18) 3" trays or mix/match 3" and 6" trays for tailored storage.

Model	Description
MSC-242PX.4.W	Pegboard End Panel, w/Rails

Tray Kits: See page 107
Door Kit: See page 107
Door Kit Colors: See page 139
Accessories: See page 107



2-Column With Rails, 30"h

Ideal small storage solution for younger grades or small spaces. Holds (12) 3" trays or (6) 6" trays.

Model	Description
MSC-230PX.4.W	Pegboard End Panel, w/Rails

Tray Kits: See page 107
Door Kit: See page 107
Door Kit Colors: See page 139
Accessories: See page 107



3-Column With Rails, 42"h

Meets up with stand-height (42") tables or mobile bookcases. Holds (27) 3" trays or mix/match 3" and 6" trays for tailored storage.

Model	Description
MSC-342PX.4.W	Pegboard End Panel, w/Rails

Tray Kits: See page 107
Door Kit: See page 107
Door Kit Colors: See page 139
Accessories: See page 107

2-Column With Cubbies, 42"h

Meets up with stand-height (42") tables or mobile bookcases. Six 10.5" tall x 12" wide cubbies hold backpacks, shoes, lunchboxes, and more.

Model	Description
MSC-242PC.4.W	Pegboard End Panel, w/Cubbies

Tray Kits: See page 107
Door Kit: See page 107
Door Kit Colors: See page 139
Accessories: See page 107



3-Column With Cubbies, 42"h

Meets up with stand-height (42") tables or mobile bookcases. Nine 10.5" tall x 12" wide cubbies hold backpacks, shoes, lunchboxes, and more.

Model	Description
MSC-342PC.4.W	Pegboard End Panel, w/Cubbies

Tray Kits: See page 107
Door Kit: See page 107
Door Kit Colors: See page 139
Accessories: See page 107



Translucent Tote Trays + Markerboard Shelves work with Mobile Storage Cabinets too.



★ Mix + Match!

Combine Single Face Mobile Cabinets with 42" Makerspace Cabinets - the magnets hold everything together!

Learn more at artcobell.com

Versatile mobile shelves feature both single and double shelf faces and sturdy casters. Strong magnets at the ends allow you to link cabinets together to organize both space and storage.



Single Face Radius Shelves

Model	Size	Description
ASFVSC-1742F.4	42”h x 60”w x 17”d	Flat Panel, Titanium
ASFVSC-1742F.W	42”h x 60”w x 17”d	Flat Panel, White

Surface Material: See page 139



Double Face Radius Shelves

Model	Size	Description
ADFVSC-2042F.4	42”h x 60”w x 20”d	Flat Panel, Titanium
ADFVSC-2042F.W	42”h x 60”w x 20”d	Flat Panel, White

Surface Material: See page 139



Single Face Linear Shelves

Model	Size	Description
ASFVS-1742F.4	42”h x 42”w x 17”d	Flat Panel, Titanium
ASFVS-1742F.W	42”h x 42”w x 17”d	Flat Panel, White

Surface Material: See page 139



Double Face Linear Shelves

Model	Size	Description
ADFVS-2042F.4	42”h x 42”w x 20”d	Flat Panel, Titanium
ADFVS-2042F.W	42”h x 42”w x 20”d	Flat Panel, White

Surface Material: See page 139



Book Shelves

Practical and versatile, thermofused laminate-clad bookcases are 12" deep, 37.25" wide and come in 36", 48", 60" and 72" heights. Choose from popular and classic designs to coordinate with the rest of your Artcobell classroom furniture.



Model	Size
A1236MBC	36"h x 37 1/4"w x 12"d



A1248MBC	48"h x 37 1/4"w x 12"d
----------	------------------------



A1260MBC	60"h x 37 1/4"w x 12"d
----------	------------------------



A1272MBC	72"h x 37 1/4"w x 12"d
----------	------------------------

Surface Material: See page 139



★ Book Shelves

★ Aperture Desk



★ Mix + Match
Mobile Cabinets

Standard Laminates (Mobile Cabinets, Bookshelves)

Crisp Linen 4E	High Rise 3E	Linen BA	Brazilwood 3A	Fusion Maple 7M	French Pear H4	Nepal Teak 72
Pinnacle Walnut F9	Pressed Linen 5S					

Standard Laminates (Makerspace Door Kit)

Wasabi FD	Hanairo AN	Fusion Maple 7M	Pinnacle Walnut F9	French Pear H4	Crisp Linen 4E	Nordic Linen C9
Flax Linen 5T	Pressed Linen 5S	Kingswood Walnut N8	High Rise 3E	Dragon Fire J1	Candy Apple J8	Catalina N3
Sunny Side Up N1	Fresh Cut N5	Grey Glace 18	Nepal Teak 72	Bannister Oak 08		

Premium Markerboard Laminates (Makerspace Door Kit)

Fossil WD	Folkstone WF	Markerboard White W5





11.2022
ABC CATALOG 22

artcobell

www.artcobell.com
1.877.778.1811