



artcobell

CATALOG

60+ Years of Artcobell:

A LEGACY OF SAYING “YES” TO EDUCATION

Introduction

In 2026, Artcobell marks over six decades of **transforming learning spaces** with **innovative**, durable, and adaptable furniture. Guided by The Strategy of Yes, we continue to embrace challenges, **drive innovation**, and **meet the ever-evolving needs of education**.

What is the Strategy of Yes?

The Strategy of Yes is Artcobell’s commitment to pushing boundaries and finding solutions. It’s about:

- Saying “**Yes**” to collaboration to build better learning environments.
 - Saying “**Yes**” to **innovation**, from flexible seating to collaborative spaces.
 - Saying “**Yes**” to quality and durability.
- This mindset has fueled 60 years of nationwide growth, creativity, and impact in schools.

A 60-Year Journey: Leading Through Change

Education has evolved, and for 60 years, Artcobell has stayed ahead by listening, **adapting**, and **innovating**. From ergonomic designs to modular solutions and sustainable materials, **we’ve embraced change** through The Strategy of Yes. Here’s how Artcobell’s commitment has shaped its legacy:

- **Durability That Lasts:** Schools nationwide still use Artcobell products from decades ago.
- **Adaptability for Today’s Classrooms:** Artcobell continues to **innovate solutions** that meet the demand for flexible, mobile, and collaborative spaces.
- **A Partner in Education:** We partner with schools to design environments that inspire learning and growth.

Saying Yes to the Future

As Artcobell celebrates its 60th anniversary, **it’s not just a look back at achievements—it’s a celebration of the road ahead.**

- **New Ideas:** Continuing to **evolve** with technology, design trends, and teaching methods.
- **Sustainability:** Designing products that stand the test of time and support a greener future.
- **Collaboration:** Partnering with educators to address tomorrow’s challenges today.



Join Us in Celebrating 60 Years of Yes

Artcobell’s 60th anniversary isn’t just a celebration of the past—it’s a call to action for the future. As we look back at the thousands of classrooms and millions of students touched by Artcobell furniture, we’re excited to keep moving forward, one “Yes” at a time. Thank you for being part of our journey. Here’s to the next 60 years of transforming education.

Ready to explore how Artcobell can say “Yes” to your school’s needs?
Let’s design the future of learning—together.



THROUGH THEIR EYES



Through Their Eyes invites us to slow down and see learning from a new perspective. It asks us to step into the experiences of students and the adults who support them—understanding not just what happens in learning spaces, but how those spaces make people feel.



Rooted in empathy, the **Through Their Eyes** movement helps reveal insights that often go unseen. By truly listening and observing, we can create environments that feel more inclusive, engaging, and intentional.

THROUGH THEIR EYES	Page 6
CELEBRATING THE NXT MOV CLASSROOM	Page 8
SOFT SEATING	Page 26
SEATING	Page 58
STUDENT DESKS	Page 80
TABLES	Page 122
STORAGE	Page 180
TEACHER SOLUTIONS	Page 206

SPACES SHAPED BY STUDENTS

Meet a few of the kids who inspire us—students like Quinn, Jade, and Brian—each with unique strengths and perspectives.



QUINN, GRADE 6

Twice-Exceptional (2e)
Social Anxiety + Academic Strengths

“

Hi, I’m Quinn. I’m in 6th grade, and I do my best thinking when my classroom gives me space to breathe. Quiet corners, flexible seating, and places to work alone or with a few friends help me focus and feel comfortable enough to share my ideas. When learning spaces are calm and thoughtful, I don’t have to choose between feeling safe and doing my best work. When you design classrooms, please remember students like me—we’re listening, thinking, and creating more than you might see.

”

MEET THE KIDS WHO INSPIRE US

By listening to their voices, we’re reminded that learning looks different for everyone, and that thoughtful design can help every student feel supported, confident, and ready to learn.



JADE, GRADE 8

Fine Motor Delays



BRIAN, GRADE 8

Trauma Related Disorder

“

Hi, we’re Jade and Brian. We’re 13, and we come to school ready to learn in different ways. Some of us need tools that help us share our ideas, and some of us need spaces that feel calm and steady. When classrooms offer choices—like flexible seating, supportive technology, and room to move or focus—it helps us feel confident and included. When you design learning spaces, remember that feeling supported helps us do our best work. Small choices—like comfortable seating, quiet areas, or different ways to show what we know—can make a big difference in how safe, confident, and ready to learn we feel.

”



Join Artcobell in creating spaces that support every student’s learning journey.

Watch the video.
What if every learning space was designed with the learner in mind?





a

01

NXT MOV SOLUTIONS

See learning spaces
the way kids do.



GENIUS BAR



CAFÉ



LOUNGE



THE MULTI-FUNCTIONAL CLASSROOM

The multi-functional classroom showcases flexible seating, collaborative work surfaces, and mobile furniture that are all designed to work together. Use these to create safe and secure environments and provide students with voice and choice—now and in the future.

Stroll through the
NXT MOV virtual
classrooms.



a

02

NXT MOV SEATING

Redefining movement seating
for education spaces.

Inspired by students.
Engineered for comfort +
durability.



CANTILEVER



FOUR-LEG



CASTER



TASK CHAIR



CAFÉ STOOL



SWIVEL STOOL

SCHOOL OF PUBLIC HEALTH

Artcobell interviews renowned ergonomist Dr. Mark Benden on the science behind movement.



DR. MARK E. BENDEN

Texas A&M
School of Public Health

“

What we’ve found over the last few years in our laboratory here at Texas A&M and classrooms around the state is that children who are able to move, fidget, get up, walk around, stand, take a break from too much sitting still... they perform better within their own abilities. As students fatigue from sitting in one position, they seek other ways to release energy to help them stay on task. Our research has shown that when children are permitted to move (through the furniture and/or the teacher’s guidance), they are less disruptive and stay on task longer.

”

QDESIGN TEAM

NXT MOV was designed in collaboration with Qdesign, the Chicago-based industrial design firm. [Qdesign.us.com](https://qdesign.us.com).



RICK JOUTRAS

Design Director



TIM BUCHENBERGER

Senior Designer

“

Working on NXT MOV was not only an aspirational design challenge but a personal challenge for us. The entire Qdesign team was and is invested in improving educational seating. Personally for me, as a father of three-grade school children, I was motivated to make a difference in my own children’s educational experience. Artcobell gave us the opportunity and partnership to enrich the educational environment through innovative design. When a design team is able to make advancements in not only a product but also create positive change in the environment, that is the most enriching of achievements.

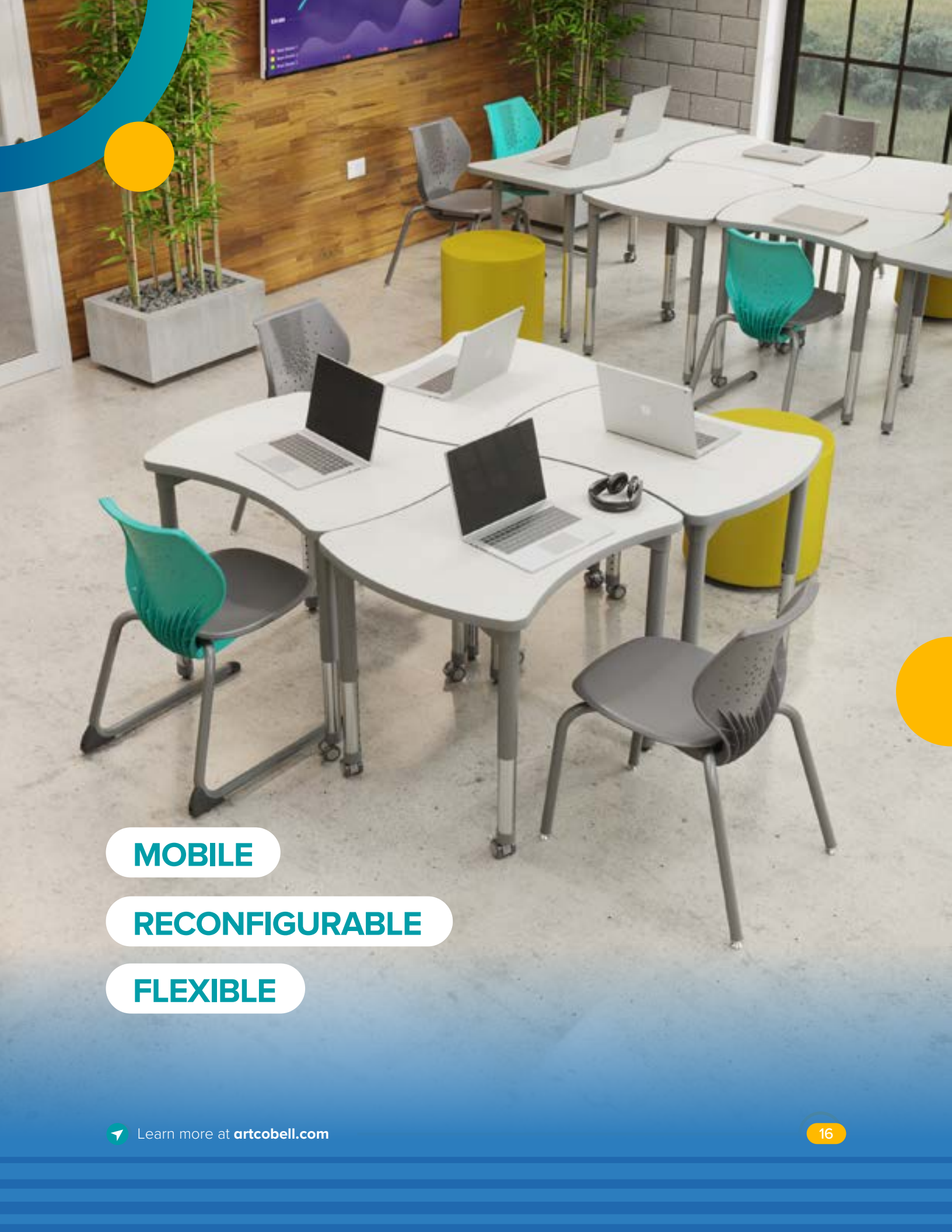
”



Learn more about the connection between movement and learning from Dr. Mark Benden of Texas A&M School of Public Health.



Artcobell interviews Rick and Tim from Qdesign, the team that developed the NXT MOV chair.



MOBILE

RECONFIGURABLE

FLEXIBLE



BECAUSE LEARNING FEELS DIFFERENT TO EVERY CHILD.

When students can move, adjust, and choose their space, learning feels better. Our desks, tables, and seating offer the flexibility students need to learn their way.

03

NXT MOV WORK SURFACES

Mobile. Reconfigurable.
Flexible.

Tables + desks that
work together—so
students can, too.



SHAPE DESKS



SHAPE TABLES



MOBILE DESKS

A COORDINATED SOLUTION FOR NEXT-GENERATION CLASSROOMS.

According to current research, classroom design really does make a difference.

Actively Permissive Learning Spaces allow students to choose how and where they work.

NXT MOV seats and desks are designed to be configured for teacher and student needs based on what, where, and how they learn.



COLLABORATION

RETHINKING INDIVIDUALIZED STUDENT WORKSPACES.

Fluid motion and easy mobility allow students to come together, pull apart, and move in and out of learning spaces.

Multi-feature furniture enables teachers and students to move them wherever they are needed.

Designed to integrate with NXT MOV seating for an all-in-one solution that fits each student.



FLEXIBILITY



a

04

NXT MOV LOUNGE

Where comfort and flexibility meet learning spaces



FOR CAFÉS



FOR CLASSROOMS



FOR MEDIA CENTERS


a

05

NXT MOV TEACHER

Refined. Adaptive. Versatile.

Two Pieces, One Perfect Fit.



FOR LECTURING



FOR CLASSROOMS



FOR CONNECTING

SOFT SEATING

When we feel comfortable and safe,
it's easier to focus, move, and learn.





SOFT SEATING

★ Horseshoe

Crescent ★

SOFT SEATING

Circles + Squares

Little shapes that make big ones. All feature a sturdy 3/4" wood base with adjustable glides. Add 3" legs or casters for even more options.

Crescent

The scooped-out front of Crescent gives it two lives. Use as a stool and the scoop accommodates student legs. Put five around a Round to make a fun flower shape.

Model	Size	Description
SS-CR14	18" diameter x 14" h	Crescent
SSD-CR14	18" diameter x 14" h	Crescent, Two Colors
SS-CR18	18" diameter x 18" h	Crescent
SSD-CR18	18" diameter x 18" h	Crescent, Two Colors



Round

The Round takes "center stage" in our new offering. Available in two heights, the Round can be used by itself or in the middle of any Arc configuration.

Model	Size	Description
SS-RD14	18" diameter x 14" h	Round
SSD-RD14	18" diameter x 14" h	Round, Two Colors
SS-RD18	18" diameter x 18" h	Round
SSD-RD18	18" diameter x 18" h	Round, Two Colors



Round Rocker

Variation on the Round, this little seat (in two heights) has the same rocker bottom as our popular MOV stool. Stable, movable and FUN!

Model	Size	Description
SS-RR14	18" diameter x 14" h	Round
SSD-RR14	18" diameter x 14" h	Round, Two Colors
SS-RR18	18" diameter x 18" h	Round
SSD-RR18	18" diameter x 18" h	Round, Two Colors



SOFT SEATING

Square

Our simple block shape in two heights can be used as an ottoman or a seat. Combines with other shapes to create endless configurations.

Model	Size	Description
SS-SQ14	18" w x 18" d x 14" h	Square
SSD-SQ14	18" w x 18" d x 14" h	Square, Two Colors
SS-SQ18	18" w x 18" d x 18" h	Square
SSD-SQ18	18" w x 18" d x 18" h	Square, Two Colors



SOFT SEATING

Arcs

Four configurable pieces that can be used to build all kinds of shapes, from circles to snakes. Can be combined with Rounds, Squares and Rectangle benches.

Model	Size	Description
SS-R814	21" w x 19" d x 14" h	1/8 Circle
SSD-R814	21" w x 19" d x 14" h	1/8 Circle, Two Colors
SS-R818	21" w x 19" d x 18" h	1/8 Circle
SSD-R818	21" w x 19" d x 18" h	1/8 Circle, Two Colors



Model	Size	Description
SS-R414	27" w x 21" d x 14" h	1/4 Circle
SSD-R414	27" w x 21" d x 14" h	1/4 Circle, Two Colors
SS-R418	27" w x 21" d x 18" h	1/4 Circle
SSD-R418	27" w x 21" d x 18" h	1/4 Circle, Two Colors



Model	Size	Description
SS-R314	38" w x 23" d x 14" h	1/3 Circle
SSD-R314	38" w x 23" d x 14" h	1/3 Circle, Two Colors
SS-R318	38" w x 23" d x 18" h	1/3 Circle
SSD-R318	38" w x 23" d x 18" h	1/3 Circle, Two Colors



Model	Size	Description
SS-R214	54" w x 27" d x 14" h	1/2 Circle
SSD-R214	54" w x 27" d x 14" h	1/2 Circle, Two Colors
SS-R218	54" w x 27" d x 18" h	1/2 Circle
SSD-R218	54" w x 27" d x 18" h	1/2 Circle, Two Colors



Soft Seating | Legs + Casters

Add height or movement to your soft seating.

Model	Product Name	Product Description
SSA-LPS3T1.4	Leg	3" leg, Titanium, adds 2.5" to height
SSA-CPS.37T1	Caster	37 mm caster, adds 1" to height



★ Expanse Bench



Nebula Bench ★



View
available
grades +
collections.

Shape Benches

Go traditional or go creative; there’s a comfortable bench option that meets your needs.

Nebula Bench

This curvaceous shape mimics the outline of our popular Nebula Shape Table. The intelligent curve comfortably nests up to Nebula, Gravity, Expanse, and Nova Shape Tables also.

Model	Size	Description
SS-NEB14	54" w x 27" d x 14" h	Nebula
SSD-NEB14	54" w x 27" d x 14" h	Nebula, Two Colors
SS-NEB18	54" w x 27" d x 18" h	Nebula
SSD-NEB18	54" w x 27" d x 18" h	Nebula, Two Colors



Expanse Bench

This innovative shape features the same parallel curve as our popular Expanse Shape Table. The intelligent curve comfortably nests up to Nebula, Gravity, Expanse, and Nova Shape Tables also.

Model	Size	Description
SS-EXP14	54" w x 18" d x 14" h	Expanse
SSD-EXP14	54" w x 18" d x 14" h	Expanse, Two Colors
SS-EXP18	54" w x 18" d x 18" h	Expanse
SSD-EXP18	54" w x 18" d x 18" h	Expanse, Two Colors



Curved Bench

The curved bench is perfect for hanging out. Can be used with our Rectangle Bench too.

Model	Size	Description
SS-BC14	45-degree radius x 14" d	Curved
SSD-BC14	45-degree radius x 14" d	Curved, Two Colors
SS-BC18	45-degree radius x 18" d	Curved
SSD-BC18	45-degree radius x 18" d	Curved, Two Colors



Rectangle Bench

Simple shape with a multitude of uses. Both sizes work with Arcs, and the 42" length nests up to our Mobile Shelving.

Model	Size	Description
SS-RC1442	42" w x 18" d x 14" h	Rectangle
SSD-RC1442	42" w x 18" d x 14" h	Rectangle, Two Colors
SS-RC1842	42" w x 18" d x 18" h	Rectangle
SSD-RC1842	42" w x 18" d x 18" h	Rectangle, Two Colors
SS-RC1448	48" w x 18" d x 14" h	Rectangle
SSD-RC1448	48" w x 18" d x 14" h	Rectangle, Two Colors
SS-RC1848	48" w x 18" d x 18" h	Rectangle
SSD-RC1848	48" w x 18" d x 18" h	Rectangle, Two Colors



SOFT SEATING

Stadium Seating

Create a nook for comfortable collaboration or informal presentations.

2-STEP

Tiered 2-Step for lounging or listening. Use individually or put several together to create mini-stadium seating for a group.

Model	Size	Description
SS-ST230	38" w x 38" d x 32" h	2-Step
SSD-ST230	38" w x 38" d x 32" h	2-Step, Two Colors



3-STEP

Tiered 3-Step for lounging or listening. Use individually or put several together to create mini-stadium seating for a group. Same footprint as the 2-Step.


Model	Size	Description
SS-ST330	38" w x 38" d x 32" h	3-Step
SSD-ST330	38" w x 38" d x 32" h	3-Step, Two Colors



Ottoman | 38" Square

Oversized 38" square ottoman works together with our 2-Step and 3-Step units to extend or create corners.

Model	Size	Description
SS-SQ3818	38" w x 38" d x 18" h	Square
SSD-SQ3818	38" w x 38" d x 18" h	Square, Two Colors



LEARNING HALLWAYS

Turn hallways and empty corners into casual learning spaces with easy-care soft seating that can be rearranged for individual or collaborative work.



SOFT SEATING


Floorwork

All foam solutions for when thinking happens from the ground up.

SOFT ROCKER

Bring comfort and focus to any learning space with our new Soft Seating Rocker. Designed with a gentle rocking motion, it provides soothing movement that can help students calm their energy or stimulate focus depending on their needs. The intentional design ensures stability, preventing “over-rocking” while still offering a natural, balanced sway.

Model	Size	Description
SS-RK14	14" h	Rocker
SSD-RK14	14" h	Rocker, Two Colors
SS-RK16	16" h	Rocker
SSD-RK16	16" h	Rocker, Two Colors
SS-RK18	18" h	Rocker
SSD-RK18	18" h	Rocker, Two Colors



SOFT SEATING

SnugSacks

Oversized, overstuffed cushion for just lounging around. All-foam design means no messy beads. Zippered cover for easy removal. Available in 36" and 42" rounds.

Model	Size
SS-BBR3	36" diameter x 18" h
SS-BBR4	48" diameter x 24" h



Rectangle Floor Pad

Full-body comfort for floor work, these pads are designed to stack when they aren't in use and are lightweight enough to toss on the floor when getting down to business. Non-slip gripper base (Black) available at extra charge.

Model	Size	Description
SS-RP2414	24" w x 14" d	Rectangle
SS-RPG2414	24" w x 14" d	Rectangle, Black Gripper Base
SSD-RP2414	24" w x 14" d	Rectangle, Two Colors
SS-RP4814	48" w x 14" d	Rectangle
SS-RPG4814	48" w x 14" d	Rectangle, Black Gripper Base
SSD-RP4814	48" w x 14" d	Rectangle, Two Colors



Pad

Add a matching upholstered pad and mobile cubbies become mobile benches. Use them directly on the floor or on stadium stairways too.

Model	Size	Description
SS-TCG1814	2.2" h x 14.4" w x 18" d	Pad for AMTC2
SS-TCG1828	2.2" h x 28" w x 18" d	Pad for AMTC4
SS-TCG1855	2.2" h x 55" w x 18" d	Pad for AMTC8



SOFT SEATING



SOFT SEATING



★ 2-Step

★ FLOT

★ Pixel

Rectangle Pad ★

SOFT SEATING

PIXEL Padded Floor Stool

Pixel is a new take on seating that gets students off the ground and focused but still lets them move. Available with fixed glides or a rocker base.

Model	Size	Description
ASPXL16.4	16" diameter x 4" h	Fixed Glide Base, 4"h
ASPXL166.4	16" diameter x 7" h	Fixed Glide Base, 7"h
ASPXLD16.4	16" diameter x 4" h	Fixed Glide Base, Two Colors, 4"h
ASPXLD166.4	16" diameter x 7" h	Fixed Glide Base, Two Colors, 7"h
ASPXL16.R	16" diameter x 4" h	Fixed Rocker Base, 4"h
ASPXL166.R	16" diameter x 8" h	Fixed Rocker Base, 8"h
ASPXLD16.R	16" diameter x 4" h	Fixed Rocker Base, Two Colors, 4"h
ASPXLD166.R	16" diameter x 8" h	Fixed Rocker Base, Two Colors, 8"h



SPOTS Round Floor Pad

Clever little sit-upon. Spots make the floor work a little more comfortable. Cleanable vinyl. Non-slip gripper base (Black) available at extra charge.

Model	Size	Description
ASPT16	16" diameter x 3" h	Round, Padded Floor Seat
ASPTG16	16" diameter x 3" h	Round, Padded Floor Seat, Black Gripper Base
ASPTD16	16" diameter x 3" h	Round, Padded Floor Seat, Two Colors
ASPT166	16" diameter x 6" h	Round, Padded Floor Seat
ASPTG166	16" diameter x 6" h	Round, Padded Floor Seat, Black Gripper Base
ASPTD166	16" diameter x 6" h	Round, Padded Floor Seat, Two Colors



Caddy | PIXEL + SPOTS

Conveniently stow up to eight Pixels, ten 3" SPOTS and four 6" SPOTS. Standard with casters for easy mobility. Titanium paint finish.

Model	Size
ASPXLCAD.H.4	18" diameter x 33" h




SOFT SEATING

Barrel Slant

Versatile, high-density foam cylinder shape with one flat side. Two ends are slanted inward. Use seated or on the floor as a roll lounge. Non-slip gripper base (Black) available at extra charge.

Model	Size	Description
SS-BAS12	18" diameter x 12" h	Barrel Slant
SSD-BAS12	18" diameter x 12" h	Barrel Slant, Two Colors
SS-BAS14	18" diameter x 14" h	Barrel Slant
SSD-BAS14	18" diameter x 14" h	Barrel Slant, Two Colors
SS-BAS16	18" diameter x 16" h	Barrel Slant
SSD-BAS16	18" diameter x 16" h	Barrel Slant, Two Colors
SS-BAS18	18" diameter x 18" h	Barrel Slant
SSD-BAS18	18" diameter x 18" h	Barrel Slant, Two Colors



Barrel

Versatile, high-density foam cylinder shape with one flat side. Use seated or on the floor as a roll lounge. Non-slip gripper base (Black) available at extra charge.

Model	Size	Description
SS-BA12	18" diameter x 12" h	Barrel
SS-BAG12	18" diameter x 12" h	Barrel, Black Gripper Base
SSD-BA12	18" diameter x 12" h	Barrel, Two Colors
SS-BA14	18" diameter x 14" h	Barrel
SS-BAG14	18" diameter x 14" h	Barrel, Black Gripper Base
SSD-BA14	18" diameter x 14" h	Barrel, Two Colors
SS-BA16	18" diameter x 16" h	Barrel
SS-BAG16	18" diameter x 16" h	Barrel, Black Gripper Base
SSD-BA16	18" diameter x 16" h	Barrel, Two Colors
SS-BA18	18" diameter x 18" h	Barrel
SS-BAG18	18" diameter x 18" h	Barrel, Black Gripper Base
SSD-BA18	18" diameter x 18" h	Barrel, Two Colors



Wedge

One-eighth circle can be used alone or in multiples to create group seating. All-foam design makes it lightweight and easy to move. Non-slip gripper base (Black) available at extra charge.

Model	Size	Description
SS-PR814	20"w x 19"d x 14"h	1/8 Circle
SS-PRG814	20"w x 19"d x 14"h	1/8 Circle, Black Gripper Base
SSD-PR814	20"w x 19"d x 14"h	1/8 Circle, Two Colors
SS-PR818	20"w x 19"d x 18"h	1/8 Circle
SS-PRG818	20"w x 19"d x 18"h	1/8 Circle, Black Gripper Base
SSD-PR818	20"w x 19"d x 18"h	1/8 Circle, Two Colors



Cube

Lightweight square in two heights. Easy to move around. All-foam design is made for comfort. Non-slip gripper base (Black) available at extra charge.

Model	Size	Description
SS-PSQ14	18" w x 18" d x 14" h	Cube
SS-PSQG14	18" w x 18" d x 14" h	Cube, Black Gripper Base
SSD-PSQ14	18" w x 18" d x 14" h	Cube, Two Colors
SS-PSQ18	18" w x 18" d x 18" h	Cube
SS-PSQG18	18" w x 18" d x 18" h	Cube, Black Gripper Base
SSD-PSQ18	18" w x 18" d x 18" h	Cube, Two Colors



Wedge ★

★ Cube



Lounge Sofa ★

★ T-Leg Table

★ NEW! Ted Table

Ottoman ★

★ X Cafe Base

SOFT SEATING

SOFT SEATING



Linear Sofa ★

★ Linear
Wedge Ottoman

★ Linear
Square Ottoman

SOFT SEATING

Nested Lounge | Linear

This collection of seating and tables is thoughtfully designed to work together to create collaborative spaces for small groups or nooks for individual work.

Linear

Model	Size	Description
SS-LS24	24"	Linear Sofa 24"
SSD-LS24	24"	Linear Sofa 24", Two Colors

Model	Size	Description
SS-LS42	42"	Linear Sofa 42"
SSD-LS42	42"	Linear Sofa 42", Two Colors

Model	Size	Description
SS-LS48	48"	Linear Sofa 48"
SSD-LS48	48"	Linear Sofa 48", Two Colors

Model	Size	Description
SS-LS60	60"	Linear Sofa 60"
SSD-LS60	60"	Linear Sofa 60", Two Colors



Corner

Model	Size	Description
SS-LC26	26"	Linear Square Corner Unit
SSD-LC26	26"	Linear Square Corner Unit, Two Colors

Model	Size	Description
SS-CC26	26"	Linear Curved Corner Unit
SSD-CC26	26"	Linear Curved Corner Unit, Two Colors



SOFT SEATING

SOFT SEATING



★ Four Leg Stool

★ Curved Lounge

★ Soft Rocker

★ Ted Table

★ Round Rocker

★ MegaPixel

SOFT SEATING

Nested Lounge | Curved

This collection of seating and tables is thoughtfully designed to work together to create collaborative spaces for small groups or nooks for individual work.

Curved

Model	Size	Description
SS-CSI45	46"	Inside Curve Sofa 45-degrees
SSD-CSI45	46"	Inside Curve Sofa 45-degrees, Two Colors

Model	Size	Description
SS-CSI60	60"	Inside Curve Sofa 60-degrees
SSD-CSI60	60"	Inside Curve Sofa 60-degrees, Two Colors

Model	Size	Description
SS-CSO45	46"	Outside Curve Sofa 45-degrees
SSD-CSO45	46"	Outside Curve Sofa 45-degrees, Two Colors

Model	Size	Description
SS-CSO60	60"	Outside Curve Sofa 60-degrees
SSD-CSO60	60"	Outside Curve Sofa 60-degrees, Two Colors



SOFT SEATING

Work Surfaces

Model	Size	Description
SS-SQ2618T	26"w x 26"l x 19"h	Square Ottoman Corner Unit with Laminate Top.



Model	Size	Description
SS-WD2618T	26"w x 26"l x 19"h	Wedge Ottoman with Laminate Top



Model	Size	Description
SS-RD3018	30" diameter x 19"h	Round Ottoman with Laminate Top



Ottomans

Model	Size	Description
SS-SQ2618	26"w x 26"l x 19"h	Square Ottoman
SSD-SQ2618	26"w x 26"l x 19"h	Square Ottoman, Two Colors



Model	Size	Description
SS-WD2618	26"w x 26"l x 19"h	Wedge Ottoman
SSD-WD2618	26"w x 26"l x 19"h	Wedge Ottoman Corner Unit, Two Colors



Model	Size	Description
SS-RD3018	30" diameter x 18"h	Round Ottoman
SSD-RD3018	30" diameter x 18"h	Round Ottoman, Two Colors



SOFT SEATING



SOFT SEATING

Lounge

Free-standing comfort. Stylish, modern design works in any setting. An ample gap between back and seat makes cleaning easy and eliminates "stash" zones.

Model	Dimensions	Description
SS-SB24	42"h x 24"w x 30"d	24" Chair
SSD-SB24	42"h x 24"w x 30"d	24" Chair, Two Colors
SS-SB48	42"h x 48"w x 30"d	48" Sofa
SSD-SB48	42"h x 48"w x 30"d	48" Sofa, Two Colors
SS-SB60	42"h x 60"w x 30"d	60" Sofa
SSD-SB60	42"h x 60"w x 30"d	60" Sofa, Two Colors



★ SS-SB48



SS-SB24 ★



SS-SB60 ★

SEATING

Having choices helps us learn our way.





NXT MOV™ | Engineered for Active Posture

The patented two-part shell allows for independent micro-movements in the seat and back and allows you to specify two-tone colors!



Ergonomics and industrial design merge to re-imagine style and comfort in a **ground-breaking, patented design.**

Four Leg Caster Chair

Add casters to the NXT MOV Four Leg Chair for increased mobility.

Model	Height	Description
MS4C16	16"	Poly Shell
MS4C18	18"	Poly Shell



Four Leg Chair

Elegant take on a traditional four-leg student chair.

Model	Height	Description
MS4L16	16"	Poly Shell
MS4L18	18"	Poly Shell



SEATING

From the design team that brought you **NXT MOV™ Seating**, an entirely new take on individualized student workspaces. Introducing the NXT MOV Mobile Desk.



★ NXT MOV Mobile Desk

SEATING

Cantilever Chair

A space-saver when you need it. Rests safely on the work surface when not in use.

Model	Height	Description
MSCL16	16"	Poly Shell
MSCL18	18"	Poly Shell

* 16" and 18" models recommended for use with work surfaces 20" x 26" or larger



Four Leg Stool

The NXT MOV Four Leg Stool offers a completely new option for cafeterias and taller work spaces.

Model	Height	Description
MS4ST24	Fixed 24"	Poly Shell
MS4ST30	Fixed 30"	Poly Shell



Task Chair & Swivel Stool

From teachers' desk to lab table, these chairs feature 360-degree swivel and pneumatic height adjustment and comes with a titanium or black five-star base. Two adjustable height options.

Model	Height	Description
MSTA18	Adjustable 17"- 22"	Poly Shell
MSST18	Adjustable 23"- 33"	Poly Shell



SEATING

SEATING

The **Alphabet** chair’s specially designed shell geometry provides best-in-class comfort. The dual support channels and heavy-duty seat brackets provide strength and durability. Students can flex the back from side to side for maximum comfort.

Four Leg Chair

Classic four-leg style.

Model	Height	Description
AS4L12	12"	Poly Shell
AS4L14	14"	Poly Shell
AS4L16	16"	Poly Shell
AS4L18	18"	Poly Shell
AS4L16-1	16"	Poly Shell, Seat Pad
AS4L18-1	18"	Poly Shell, Seat Pad



Four Leg Chair With Bookrack

Classic four-leg style with built-in flat bookrack.

Model	Height	Description
AS4LB18	18"	Poly Shell, Bookrack



ALPHABET
ENGINEERED FOR MOVEMENT

In today’s learning environments, flexibility is paramount, and no one does flexibility better than Artcobell. Alphabet seating supports the many ways students move, and it is available in various sizes and styles that conform to classroom needs.

SEATING

Four Leg Caster Chair

Add casters to the Alphabet Four Leg Chair for increased mobility.

Model	Height	Description
AS4C14	14"	Poly Shell
AS4C16	16"	Poly Shell
AS4C18	18"	Poly Shell
AS4C16-1	16"	Poly Shell, Seat Pad
AS4C18-1	18"	Poly Shell, Seat Pad



Four Leg Caster Chair With Bookrack

Alphabet Caster Chair with built-in flat bookrack.

Model	Height	Description
AS4CB18	18"	Poly Shell, Bookrack



FLOT Four Leg Chair

With a standard 6" seat height, FLOT is a creative alternative to a traditional four leg chair with the patented Alphabet shell design and comfort.

Model	Height	Description
AS4L06	6"	Poly Shell



SEATING

Cantilever Chair

A space-saver when you need it. The unique design of the frame and leveling bumpers below the seat allow the Alphabet cantilever chair to safely rest on the work surface when not in use. Chairs stack 4 high.

Model	Height	Description
ASCL12	12"	Poly Shell
ASCL14	14"	Poly Shell
ASCL16	16"	Poly Shell
ASCL18	18"	Poly Shell
ASCL16-1	16"	Poly Shell, Seat Pad
ASCL18-1	18"	Poly Shell, Seat Pad



* 16" and 18" models recommended for use with work surfaces 20" x 26" or larger

Four Leg Stool

The Alphabet Four Leg Stool offers a smart option for cafeterias and taller work spaces.

Model	Height	Description
AS4ST24	Fixed 24"	Poly Shell
AS4ST30	Fixed 30"	Poly Shell
AS4ST24-1	Fixed 24"	Poly Shell, Seat Pad
AS4ST30-1	Fixed 30"	Poly Shell, Seat Pad



View available materials + finishes.

SEATING

Research supports that physical activity is linked to higher academic performance, better health, and improved behavior, so why not provide a seating solution that encourages kids to move and groove?



SEATING

Rocker

Engineered for mobility, this gem of a chair provides movers of all sizes a chance to relax or burn off a little energy with the most satisfying sit around.

Model	Height	Description
AS4R14	13"	Poly Shell
AS4R16	15.5"	Poly Shell
AS4R18	17.75"	Poly Shell



Sled Stacking Chair

Our Alphabet shell with a stacking base. Stacks 5 high.

Model	Height	Description
ASSL16	16"	Poly Shell
ASSL18	18"	Poly Shell



Task Chair & Swivel Stool

From teachers' desk to lab table, these chairs feature 360-degree swivel and pneumatic height adjustment and comes with a titanium or black five-star base. Two adjustable height options.

Model	Height	Description
ASTA18	Adjustable 16"-21"	Poly Shell
ASST18	Adjustable 22"-32"	Poly Shell
ASTA18-1	Adjustable 16"-21"	Poly Shell, Seat Pad
ASST18-1	Adjustable 22"-32"	Poly Shell, Seat Pad



LET 'EM MOVE!

Research shows that children who are more active exhibit better focus, faster cognitive processing, and higher memory retention than those who spend the day sitting still. These adaptable seating options work in collaborative areas or as alternatives to traditional desk seating.



★ Barrel Slant

SEATING

MOV™ Stool

MOV is an active stool that promotes user movement and activity. The attractive and simple design with a wider footprint makes MOV extremely stable, safe, and fun to use.

Model	Height	Description
ASMOV14	14"	Lounge Poly Shell
ASMOV16	16"	Lounge Poly Shell
ASMOV18	18"	Lounge Poly Shell
ASMOV20	20"	Lounge Poly Shell



Discover the chair that reinvented student seating! Comfort with a balance of flex and support for a range of movement and seating positions.



Four Leg Chair

Discover Four Leg Chair's structural ribs provide support and stability while increasing flexibility for added comfort. Stacks 10 high.

Model	Height	Description
D10D	12"	Poly Shell
D10C	14"	Poly Shell
D10B	16"	Poly Shell
D10A	18"	Poly Shell
*D10X	18"	Poly A+ Shell
D10A-1	18"	Poly Shell, Seat Pad
*D10X-1	18"	Poly A+ Shell, Seat Pad



* Check desk clearance width with Customer Service; may not fit with all desks.

Choose the size that fits your student.
Discover chair shells come in a range of sizes from 12"–18" high and five different seat sizes.



SEATING

Four Leg Caster Chair

Discover Four Leg Chair with casters for extra mobility.

Model	Height	Description
D16A	18"	Poly Shell
*D16X	18"	Poly A+ Shell
D16A-1	18"	Poly Shell, Seat Pad
*D16X-1	18"	Poly A+ Shell, Seat Pad

* Check desk clearance width with Customer Service; may not fit with all desks.



Cantilever Chair

Discover cantilever chair offers a sleek, stylish option with the same great value. Chairs stack 4 high.

Model	Height	Description
D30C	14"	Poly Shell
*D30B	16"	Poly Shell
*D30A	18"	Poly Shell
*D30A-1	18"	Poly Shell, Seat Pad

* 16" and 18" models recommended for use with work surfaces 20" x 26" or larger



Four Leg Chair With Bookrack

Roomy bookrack provides a convenient place to store stuff.

Model	Height	Description
D15A	18"	Poly Shell
D15A-1	18"	Poly Shell, Seat Pad



Four Leg Music Chair

Discover shell with an upright pitch to support musicians or anyone who needs to lean in. Stacks 5 high.

Model	Height	Description
D109	18"	Poly Shell, Music
D109-1	18"	Poly Shell, Music, Seat Pad



★ Discover Four Leg

SEATING

SEATING

This Rocker is a companion to our Discover line, a harmonic blend of flexibility and support with just a touch of motion.

Rocker

Discover's Rocker provides motion seating with a shape that works with all the other chairs in the room.

Model	Height	Description
D1RC	13"	Poly Shell
D1RB	15.5"	Poly Shell
D1RA	17.75"	Poly Shell



SEATING

Four Leg Swivel Stool

Discover's Four-Leg Swivel Stool features a built-in foot ring for added stability and comfort. Available with a 25" - 33" adjustable height range.

Model	Height	Description
D99A	Adjustable 25"-33"	Poly Shell
*D99X	Adjustable 25"-33"	Poly A+ Shell
D99A-1	Adjustable 25"-33"	Poly Shell, Seat Pad
*D99X-1	Adjustable 25"-33"	Poly A+ Shell, Seat Pad

* Check desk clearance width with Customer Service; may not fit with all desks



Task Chair & Lab Swivel Stool

These two chairs provide adjustability at three different heights, embracing both lab and learning environments. Features include pneumatic seat height adjustment and free-rolling casters. Swivel stool also features a Chrome foot ring and base in Black (standard) or Titanium.

Model	Height	Description
DP9B	Adjustable 15"-20"	Poly Shell
DP9A	Adjustable 17"-22"	Poly Shell
*DP9X	Adjustable 17"-22"	Poly A+ Shell
DL9A	Adjustable 24"-34"	Poly Shell
*DL9X	Adjustable 24"-34"	Poly A+ Shell
DP9A-1	Adjustable 17"-22"	Poly Shell, Seat Pad
*DP9X-1	Adjustable 17"-22"	Poly A+ Shell, Seat Pad
DL9A-1	Adjustable 24"-34"	Poly Shell, Seat Pad
*DL9X-1	Adjustable 24"-34"	Poly A+ Shell, Seat Pad

* Check desk clearance width with Customer Service; may not fit with all desks.



SEATING

Solid Plastic Stacking Chair

The Solid Plastic Four Leg Stacking Chair is designed with an X-frame for proper weight distribution and nylon bumpers for level stacking.

Model	Height	Description
X105	15.5"	Black seat and back
X107	17.5"	Black seat and back



Mobile Swivel Stool

Practical and fun. Mobile and adjustable on the fly. Available with polypropylene or vinyl cushioned seat. Base is available in Black (standard) or Titanium.

Model	Height	Description
DP08	Adjustable 16"-21"	Poly Seat
DP08-1	Adjustable 19"-24"	Vinyl Seat



Four Leg Stool

The Four Leg Lab Stool in two heights is available with a polypropylene seat.

Model	Height	Description
0801	Adjustable 19"-27.5"	Poly Seat
0801-1	Adjustable 19"-27.5"	Vinyl Seat
0802	Adjustable 23.5"-32"	Poly Seat
0802-1	Adjustable 23.5"-32"	Vinyl Seat



SEATING



STUDENT DESKS

When we have space to move and try ideas, creativity comes naturally.



STUDENT DESKS

Fully Welded Stacking + Non-Stacking Desk

Ample, high-pressure laminate work surface. Fully welded, heavy-duty metal frame in two styles that allow educators to easily reconfigure spaces for different teaching styles and activities. Five configurable tops based on our most popular Shape Desks (Expanse, Beta Straight, Linc, Belly-Scoop, and Rectangle). Lockable wheelbarrow setup makes these desks easy to move around or move out of the way to provide flexibility in the classroom.



STUDENT DESKS

Beta Straight

A clever combination of lines has a "scoop" on one side and is straight on the other side for easy configuration. Accessible on 2 sides; configures for groups of 2+.

Model	Stacking	Size
SWBS29	yes	22" x 32"
SWBS27	yes	22" x 32"
WBS29	no	22" x 32"
WBS27	no	22" x 32"



Expanse

Organic variation on the classic rectangle with ample work surface. Accessible from 2 sides.

Model	Stacking	Size
SWEX29	yes	22" x 32"
SWEX27	yes	22" x 32"
WEX29	no	22" x 32"
WEX27	no	22" x 32"



Linc

Straight-sided version of our Beta with access from both sides. Configures in groups or rows.

Model	Stacking	Size
SWLC29	yes	22" x 32"
SWLC27	yes	22" x 32"
WLC29	no	22" x 32"
WLC27	no	22" x 32"



STUDENT DESKS

Rectangle Belly Scoop

This classic rectangular desk features a subtle scoop on one side, creating a sense of personal space by wrapping slightly around the user, offering a feeling of enclosure and security.

Model	Stacking	Size
SWRCB29	yes	22" x 32"
SWRCB27	yes	22" x 32"
WRCB29	no	22" x 32"
WRCB27	no	22" x 32"



Rectangle

Classic shape with ample work surface. Accessible from 2 sides.

Model	Stacking	Size
SWRC29	yes	22" x 32"
SWRC27	yes	22" x 32"
WRC29	no	22" x 32"
WRC27	no	22" x 32"



STUDENT DESKS



STUDENT DESKS

NXT MOV™ Mobile Desks

The desk that redefines individualized student workspaces. Its elegant cantilever design embraces the user. The integrated caster enables mobility and locks for stability. The desk is available in two top styles: fixed or flip-top.



Check out the
NXT MOV Mobile
Desk in action!

STUDENT DESKS

Fixed Top | Home Plate

Model	Size	Height
NS25-HPE	28"x 22"	25"
NS27-HPE	28"x 22"	27"
NS29-HPE	28"x 22"	29"
NS36-HPE	28"x 22"	36"
NS42-HPE	28"x 22"	42"



Fixed Top | Half Moon

Model	Size	Height
NS25-HME	28"x 22"	25"
NS27-HME	28"x 22"	27"
NS29-HME	28"x 22"	29"
NS36-HME	28"x 22"	36"
NS42-HME	28"x 22"	42"



Fixed Top | Trapezoid

Model	Size	Height
NS25-TZE	28"x 22"	25"
NS27-TZE	28"x 22"	27"
NS29-TZE	28"x 22"	29"
NS36-TZE	28"x 22"	36"
NS42-TZE	28"x 22"	42"



STUDENT DESKS



STUDENT DESKS

Flip Top | Home Plate

Model	Size	Height
NF25-HPE	28"x 22"	25"
NF27-HPE	28"x 22"	27"
NF29-HPE	28"x 22"	29"
NF36-HPE	28"x 22"	36"
NF42-HPE	28"x 22"	42"



Flip Top | Half Moon

Model	Size	Height
NF25-HME	28"x 22"	25"
NF27-HME	28"x 22"	27"
NF29-HME	28"x 22"	29"
NF36-HME	28"x 22"	36"
NF42-HME	28"x 22"	42"



Flip Top | Trapezoid

Model	Size	Height
NF25-TZE	28"x 22"	25"
NF27-TZE	28"x 22"	27"
NF29-TZE	28"x 22"	29"
NF36-TZE	28"x 22"	36"
NF42-TZE	28"x 22"	42"

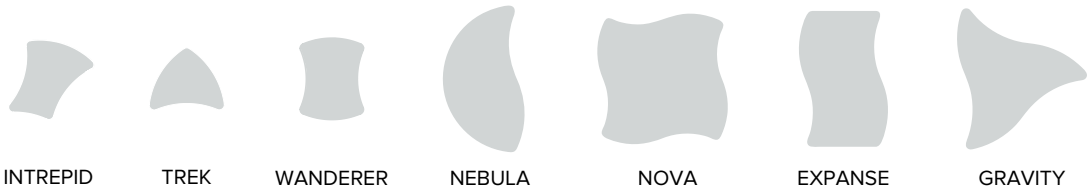


STUDENT DESKS

The **NXT MOV™ Classroom reflects** today's requirements and tomorrow's needs. With an emphasis on flexibility and mobility, new NXT MOV Shape Desks are designed to work with our most popular table designs.

Combine Wanderer, Trek + Intrepid Shape Desks with Expanse, Nebula, Nova, and Gravity Shape Tables to create endless configurations.

TEAM UP!



NXT MOV
Classroom
Video.

STUDENT DESKS

WE'VE GOT LEGS



Wanna know
how to use them?



STUDENT DESKS

Wanderer

This organic rectangle shape provides a large student work surface. Nests with itself and select Shape Tables.

Model	Size
DST-RV2633E	26" x 33" x 3/4"
DHT-RV2633E	26" x 33" x 1-1/8"

* When specifying DHT models with DTLP leg kits, please confirm fitment of book boxes and seating (cantilever, D10X + D16X models) with customer service prior to placing orders.



Works with Trek



★ Intrepid

★ Wanderer

★ Trek

Download the shape desk configuration guides.



STUDENT DESKS

Intrepid

An imaginative organic shape that supports a multi-functional classroom.

Model	Size
DST-INT2832E	28" x 32" x 3/4"
DHT-INT2832E	28" x 32" x 1-1/8"

* When specifying DHT models with DTLP leg kits, please confirm fitment of book boxes and seating (cantilever, D10X + D16X models) with customer service prior to placing orders.



Combine with Wanderer + Trek



Trek

Elegant triangular shape nests with Wanderer or itself.

Model	Size
DST-TK2530E	25" x 30" x 3/4"
DHT-TK2530E	25" x 30" x 1-1/8"

* When specifying DHT models with DTLP leg kits, please confirm fitment of book boxes and seating (cantilever, D10X + D16X models) with customer service prior to placing orders.



Works with Wanderer



STUDENT DESKS



STUDENT DESKS

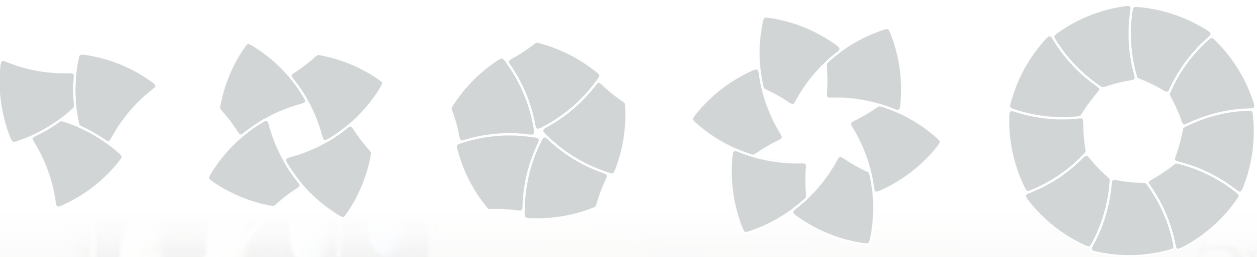
STUDENT DESKS

Kite

Our most versatile shape with ample workspace and access from 3 sides. Configures for groups up to 9.

Model	Size
DST-KT3032E	32" x 30" x 3/4"
DHT-KT3032E	32" x 30" x 1-1/8"

* When specifying DHT models with DTLP leg kits, please confirm fitment of book boxes and seating (cantilever, D10X + D16X models) with customer service prior to placing orders.



SHAPE DESKS

These fun, imaginative, and mobile-friendly shapes can easily reconfigure to create a wide range of individual or group layouts. They are available with durable high-pressure laminate surfaces and a variety of colored edge options.



STUDENT DESKS



★ Beta


STUDENT DESKS

Beta

Imaginative shape is accessible on two sides and configures for small and large groups.

Model	Size
DST-BT2233E	22" x 33" x 3/4"
DHT-BT2233E	22" x 33" x 1-1/8"

* When specifying DHT models with DTLP leg kits, please confirm fitment of book boxes and seating (cantilever, D10X + D16X models) with customer service prior to placing orders.



Expanse

Organic variation on the classic rectangle with ample work surface. Accessible from 2 sides. Also available for this shape: fixed t-leg kits.

Model	Size
DST-EX2232E	23" x 32" x 3/4"
DHT-EX2232E	23" x 32" x 1-1/8"

* When specifying DHT models with DTLP leg kits, please confirm fitment of book boxes and seating (cantilever, D10X + D16X models) with customer service prior to placing orders.



STUDENT DESKS



Linc

Straight-sided version of our Beta with access from both sides. Configures in groups or rows.

Model	Size
DST-LC2232E	22" x 32" x 3/4"
DHT-LC2232E	22" x 32" x 1-1/8"

* When specifying DHT models with DTLP leg kits, please confirm fitment of book boxes and seating (cantilever, D10X + D16X models) with customer service prior to placing orders.



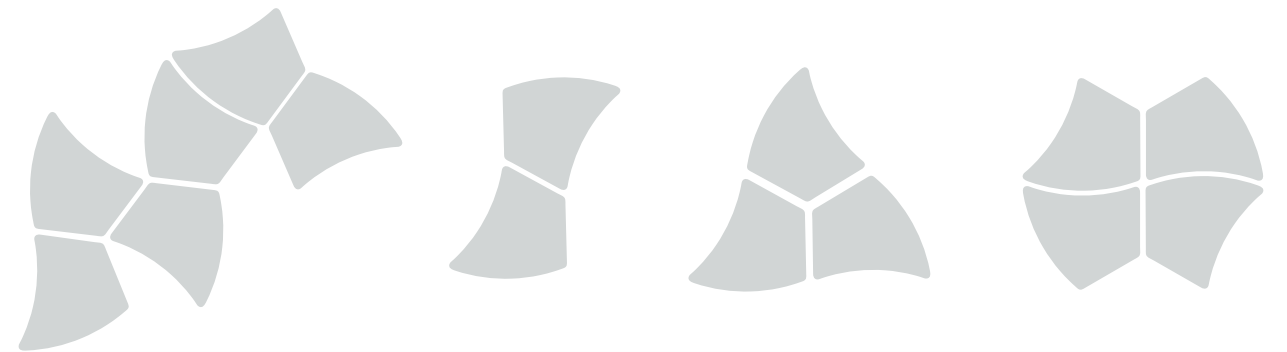
STUDENT DESKS

Aperture

Accessible from 2 sides. Configures organically for groups of 4, 6, 8 and more.

Model	Size
DST-AP1830E	27" x 30" x 3/4"
DHT-AP1830E	27" x 30" x 1-1/8"

* When specifying DHT models with DTLP leg kits, please confirm fitment of book boxes and seating (cantilever, D10X + D16X models) with customer service prior to placing orders.



STUDENT DESKS

Beta Straight

A clever combination of lines has a "scoop" on one side and is straight on the other side for easy configuration. Accessible on 2 sides; configures for groups of 2+.

Model	Size
DST-BS2232E	22" x 32" x 3/4"
DHT-BS2232E	22" x 32" x 1-1/8"

* When specifying DHT models with DTLP leg kits, please confirm fitment of book boxes and seating (cantilever, D10X + D16X models) with customer service prior to placing orders.



Swoop

An elegant arrow shape that easily configures to make a large worksurface for up to 4.

Model	Size
DST-SW3030E	23" x 41" x 3/4"
DHT-SW3030E	23" x 41" x 3/4" x 1-1/8"

* When specifying DHT models with DTLP leg kits, please confirm fitment of book boxes and seating (cantilever, D10X + D16X models) with customer service prior to placing orders.




Trapezoid 6

Classic singles-access shape configures easily to seat small and large groups.

Model	Size
DST-T6E	20" x 32" x 3/4"
DHT-T6E	20" x 32" x 1-1/8"

* When specifying DHT models with DTLP leg kits, please confirm fitment of book boxes and seating (cantilever, D10X + D16X models) with customer service prior to placing orders.



STUDENT DESKS

Tri-Top

Variation on the classic single-access triangle configures for up to 4. Casters not recommended.

Model	Size
DST-TT2828E	28" x 28" x 3/4"
DHT-TT2828E	28" x 28" x 1-1/8"

* When specifying DHT models with DTLP leg kits, please confirm fitment of book boxes and seating (cantilever, D10X + D16X models) with customer service prior to placing orders.



Sail

Available in two sizes, the classic triangle configures in a wide range of groups. Accessible from all 3 sides.

Model	Size
DST-SL2730E	27" x 30" x 3/4"
DHT-SL2730E	27" x 30" x 1-1/8"
DST-SL3034E	30" x 34" x 3/4"
DHT-SL3034E	30" x 34" x 1-1/8"

* When specifying DHT models with DTLP leg kits, please confirm fitment of book boxes and seating (cantilever, D10X + D16X models) with customer service prior to placing orders.





STUDENT DESKS

Rectangle

Classic shape with ample work surface. Accessible from 2 sides. Also available for this shape: fixed t-leg kits.

Model	Size
DST-RC2026E	20" x 26" x 3/4"
DST-RC2036E	20" x 36" x 3/4"
DHT-RC2026E	20" x 26" x 1-1/8"
DHT-RC2036E	20" x 36" x 1-1/8"

* When specifying DHT models with DTLP leg kits, please confirm fitment of book boxes and seating (cantilever, D10X + D16X models) with customer service prior to placing orders.



T-leg available for rectangle and expanse shape desks

STUDENT DESKS

Cabinet to Desk

Store materials in 3" and 6" trays and shelving options. These also ride optional rails that can be installed on Shape Desks and Tables.



STUDENT DESKS

Add Functionality

Improve any desk's performance with hooks, book boxes, trays, and screens.




Choose the right accessories for your Shape Student Desks.

STUDENT DESKS

Stacking Desk

Stackable desk with a creative double curve shape allows the space to flex up and down as needed. Roomy surface allows for one to two users.

Model	Size	Top	Height
SA2232E	22"x32"	3/4" Laminate, Edge Band	22"-30"



STUDENT DESKS

Sit-to-Stand Desk

The next generation in flexible desks. Sit-to-Stand is fully adjustable from 28" to 41" and moves easily around a room or room-to-room. Roomy work surface and elegant base design allows for one or two users.

Model	Size	Top	Height
STS-RC2228E	22"x28"	3/4" Laminate, Edge Band	28"-41"



STUDENT DESKS

Open Front (with a twist)

Artcobell’s poly-structural open front desk is available in the same poly colors as our seating. DAJ features a generous 20" x 26" work surface and a jumbo built-in book box.



STUDENT DESKS

Open Front | Poly Book Box

The Open Front Desk features convenient storage for classroom materials. Available in 18" x 24" and 20" x 26" top sizes both with a 22" - 30" adjustable height leg. DAJ models feature our exclusive jumbo size bookbox.

Model	Size	Top	Height
*DA0D3	18" x 24"	Laminate, Clear Edge	22"-30"
*DA0DE	18" x 24"	Laminate, Banded Flat Edge	22"-30"
*DA0DS	18" x 24"	Solid Plastic	22"-30"
DAJ63	20" x 26"	Laminate, Clear Edge	22"-30"
DAJ6E	20" x 26"	Laminate, Banded Flat Edge	22"-30"

* DA0D models not compatible with cantilever chair models or Discover A+ models



Open Front | Metal Book Box

The R90 open front desk has an adjustable height range of 22" - 30" with a rectangular top and built-in metal book box.

Model	Size	Top	Height
*R90D3	18" x 24"	Laminate, Clear Edge	22" - 30"
*R90DE	18" x 24"	Laminate, Banded Flat Edge	22" - 30"
*R90DS	18" x 24"	Solid Plastic	22" - 30"
R90E3	20" x 26"	Laminate, Clear Edge	22" - 30"
R90EE	20" x 26"	Laminate, Banded Flat Edge	22" - 30"
R90ES	20" x 26"	Solid Plastic	22" - 30"

* R90D models not compatible with cantilever chair models or Discover A+ models



Add 2 casters (SDA-WBCP) to create wheelbarrow-style legs for easy mobility. Use with student desk models: DA0D, R90, 7SD4A, 7SD3A

STUDENT DESKS

The **7SD Series** provides classic solutions with a reliable, cost-effective frame. Available with adjustable and fixed-height legs in a variety of leg colors.

7SD Series | Trapezoid | 4-Leg

The 7SD Series Student Desk with a trapezoid top shape.

Model	Size	Top	Height
7SD4AT3	20" x 32"	Laminate, Clear Edge	22" - 30"
7SD4ATE	20" x 32"	Laminate, Edge Band	22" - 30"
7SD4F30T3	20" x 32"	Laminate, Clear Edge	Fixed, 30"
7SD4F30TE	20" x 32"	Laminate, Edge Band	Fixed, 30"



STUDENT DESKS

7SD Series | Rectangle | 4-Leg

Classic rectangle shape in three top sizes, including ADA compliant options.

Model	Size	Top	Height
*7SD4A03	18" x 24"	Laminate, Clear Edge	22" - 30"
*7SD4A0E	18" x 24"	Laminate, Edge Band	22" - 30"
*7SD4A0S	18" x 24"	Solid Plastic	22" - 30"
*7SD4H03	18" x 24"	Laminate, Clear Edge	34" - 42"
*7SD4H0E	18" x 24"	Laminate, Edge Band	34" - 42"
*7SD4H0S	18" x 24"	Solid Plastic	34" - 42"
7SD4A63	20" x 26"	Laminate, Clear Edge	22" - 30"
7SD4A6E	20" x 26"	Laminate, Edge Band	22" - 30"
7SD4A6S	20" x 26"	Solid Plastic	22" - 30"
7SD4H63	20" x 26"	Laminate, Clear Edge	34" - 42"
7SD4H6E	20" x 26"	Laminate, Edge Band	34" - 42"
7SD4H6S	20" x 26"	Solid Plastic	34" - 42"
7SD4AD3	20" x 36"	Laminate, Clear Edge	26" - 34"
7SD4ADE	20" x 36"	Laminate, Edge Band	26" - 34"
*7SD4F3003	18" x 24"	Laminate, Clear Edge	Fixed, 30"
*7SD4F300E	18" x 24"	Laminate, Edge Band	Fixed, 30"
*7SD4F300S	18" x 24"	Solid Plastic	Fixed, 30"
7SD4F3063	20" x 26"	Laminate, Clear Edge	Fixed, 30"
7SD4F306E	20" x 26"	Laminate, Edge Band	Fixed, 30"
7SD4F306S	20" x 26"	Solid Plastic	Fixed, 30"



* 7SD4 18"x24" models not compatible with cantilever chair models or Discover A+ models

★ 7SD4ADE



★ 7SD4H6E



STUDENT DESKS

7SD Series | Tri-Top | 3-Leg

The 7SD Tri-Top table provides a sturdy 3-leg alternative with the same options as our 4-leg student desks.

Model	Size	Top	Height
7SD3A3	28" x 28"	Laminate, Clear Edge	22" - 30"
7SD3AE	28" x 28"	Laminate, Edge Band	22" - 30"
7SD3AS	28" x 28"	Solid Plastic	22" - 30"
7SD3H3	28" x 28"	Laminate, Clear Edge	34" - 42"
7SD3HE	28" x 28"	Laminate, Edge Band	34" - 42"
7SD3HS	28" x 28"	Solid Plastic	34" - 42"
7SD3F303	28" x 28"	Laminate, Clear Edge	Fixed, 30"
7SD3F30E	28" x 28"	Laminate, Edge Band	Fixed, 30"
7SD3F30S	28" x 28"	Solid Plastic	Fixed, 30"



★ 7SD Tri-Top

STUDENT DESKS

4100 Series | Fixed Cantilever

The Cantilever Student Desk offers unrestricted leg room. Available in 20" x 26" top size with fixed 27" or fixed 29" height.

Model	Size	Top	Height
4F276E	20" x 26"	Laminate, Clear Edge	Fixed, 27"
4F276S	20" x 26"	Solid Plastic	Fixed, 27"
4F296E	20" x 26"	Laminate, Clear Edge	Fixed, 29"
4F296S	20" x 26"	Solid Plastic	Fixed, 29"



4100 Series | Adjustable Cantilever

The Cantilever Student Desk offers unrestricted leg room. Available in 20" x 26" top size with adjustable cantilever base ranging from 22"-36".

Model	Size	Top	Height
4CA6E	20" x 26"	Laminate, Clear Edge	22"-30"
4CA6S	20" x 26"	Solid Plastic	22"-30"
4CH6E	20" x 26"	Laminate, Clear Edge	28"-36"
4CH6S	20" x 26"	Solid Plastic	28"-36"



★ Round

★ Adjustable Cantilever

STUDENT DESKS

4100 Series | T-Leg

The contemporary design of Artcobell's T-Leg Student Desk provides unrestricted leg room. Available with 20"x26" top size and adjustable T-Leg base ranging from 22"-30".

Model	Size	Top	Height
4TA6E	20" x 26"	Laminate, Clear Edge	22"-30"
4TA6S	20" x 26"	Solid Plastic	22"-30"



Desk | Accessories

Improve the way any desk performs with accessories that add functionality.

Model	Product Name	Product Description
TA-BBP16	Book Box	Polypropylene, 16" w, 4-pack
TA-BBFM17	Book Box	Full Metal, 17.5" w, Titanium, 4-pack
TA-BBW15	Book Box	Wire Frame, 15" w, Chrome, 4-pack
MSCA-TK1203.T	Tote Tray	Translucent, 3" x 12", 6-pack
TA-TTR.2	Tote Tray Rail	White Metal, 2-pack
TA-TTR.6	Tote Tray Rail	White Metal, 6-pack
MSCA-SK1216.W	Markerboard	Hand-held, 12" x 16", White Acrylic, 6-pack
MBH-DMB1.4	Hardware	Desk Bracket for MSCA-SK1216W Markerboard, 4-Pack
TA-BPH1	Hardware	Backpack Hook, Chrome
SDA-WBCP	Wheelbarrow Caster Pack	50 mm casters, use with DA0D, R90, 7SD4A, 7SD3
SDA-WBCP12	Wheelbarrow Caster Pack	50 mm casters, use with DA0D, R90, 7SD4A, 7SD3
TA-SCA1737.W	Study Carrel	For DST-RC2036E, 37" w x 18" d x 17" h, White Acrylic



View available materials + finishes.



★ Mobile Storage

★ Adjustable T-Leg

STUDENT DESKS

These all-in-one options provide simplicity and the comfort you need. Choose the chair shell and configuration that meets your needs.

D75 Four Leg Combo RH Entry

Features the popular Discover shell with standard fixed bookrack.

Model	Size	Top	Seat Height
D75A3	18" x 24"	Laminate, Clear Edge	18"
D75AS	18" x 24"	Solid Plastic	18"
D75X3	18" x 24"	Laminate, Clear Edge	18"
D75XS	18" x 24"	Solid Plastic	18"



H457 Four Leg Combo RH Entry

The Solid Plastic four leg combination desk comes standard with a fixed wire bookrack.

Model	Size	Top	Height
H457S	18" x 24"	Solid Plastic	17.5"



Sled Combo

This combination desk features a convenient dual entry sled base and Discover shell. Standard with fixed wire bookrack.

Model	Size	Top	Seat Height
D85A3	18" x 24"	Laminate, Clear Edge	18"
D85AS	18" x 24"	Solid Plastic	18"
D85X3	18" x 24"	Laminate, Clear Edge	18"
D85XS	18" x 24"	Solid Plastic	18"



TABLES

When our space can adapt,
so can we.



★ Expand Flip Top

★ Alphabet Four Leg



TABLES

"Ted" Side Table

This personal work surface was designed specifically for convenience and durability in K-12 learning spaces. Sturdy metal frame has a low-profile U/V-shaped base that slides easily under our Soft Seating or around the glides. Pull this down-sized work surface right up to one of our Linear or Curved Lounge Sofas or Chairs in a media center, lounge, or learning hallway.

Half Moon

The half moon's smooth curve feels fluid and natural, making it a great way to soften the edges of a design.

Model	Size	Height
ST-HME	13"x16"	26"



Home Plate

A nostalgic shape that connects with people on an emotional level because it taps into the energy of competition and recreation.

Model	Size	Height
ST-HPE	13"x16"	26"



Soft Rectangle

An ideal shape for those who appreciate clean lines and symmetry but want something a little more gentle and welcoming.

Model	Size	Height
ST-SREC	13"x16"	26"



TABLES

WE'VE GOT LEGS



Wanna know how
to use them?

TABLES

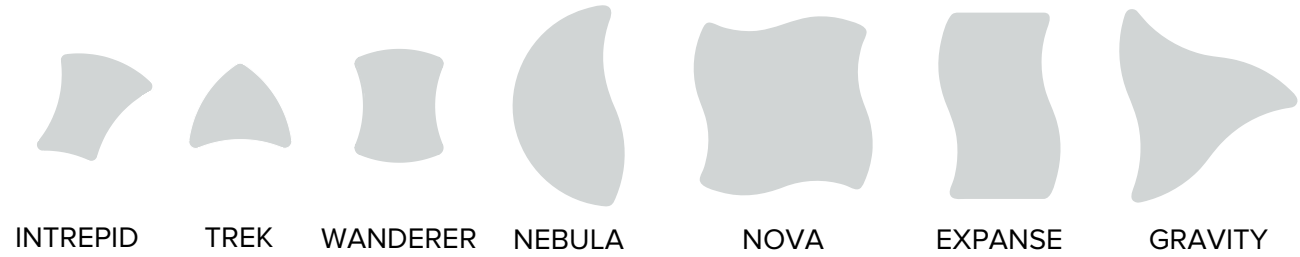


TABLES

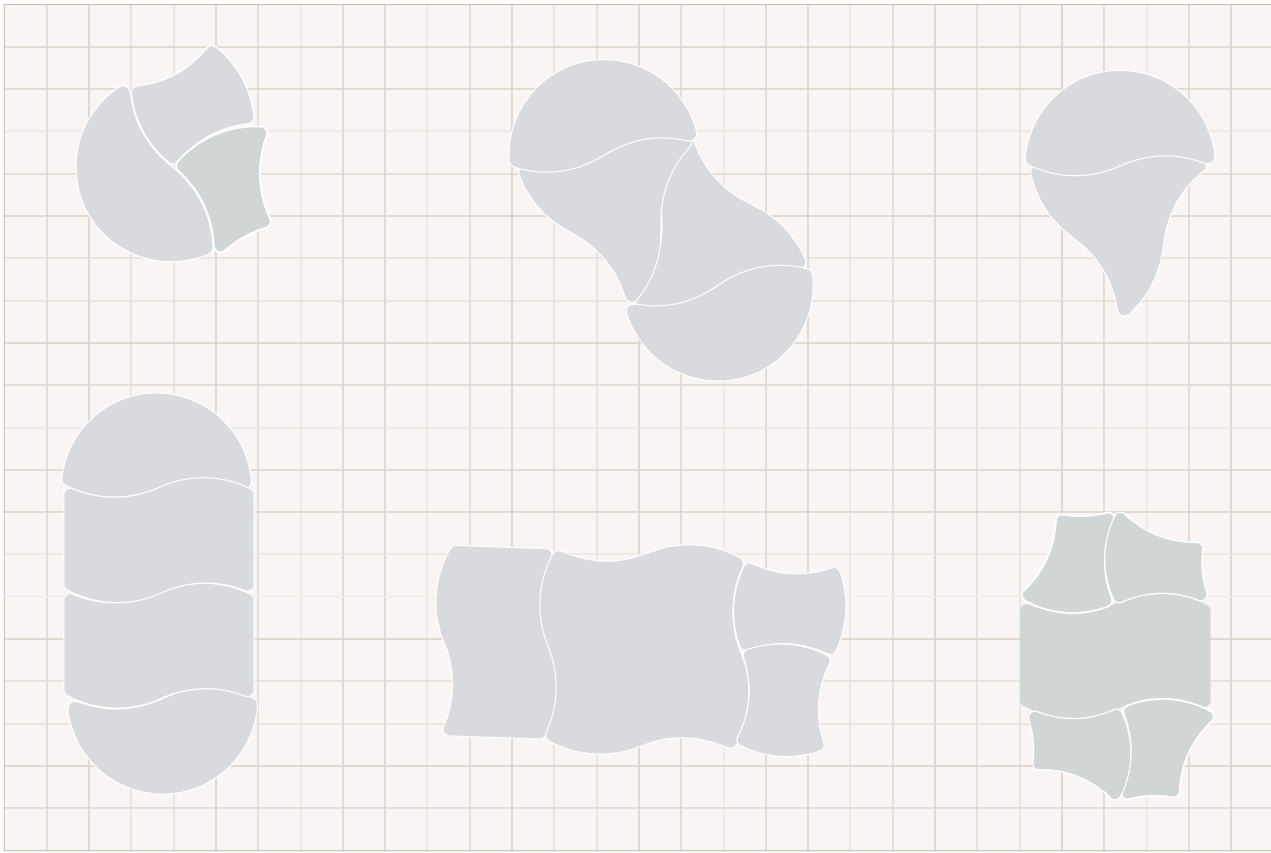
Shape Tables

Fun, mobile Shape Tables feature durable high-pressure laminate surfaces with coordinated edge banding. Add the matching NXT MOV™ caster for a completely coordinated look.

A collection of organic shapes that work individually or intuitively combine with others from the NXT MOV™ Classroom, creating an infinite array of configurations.



MIX + MATCH



TABLES

★ Wanderer

View the NXT MOV Classroom table configuration guides.



TABLES

Nebula

Large 30" x 54" work surface that supports up to three people as standalone or pairs with Expanse, Nova or Gravity shapes.

Model	Size
DTT-NB3054E	30" x 54"



SHAPE TABLES

These fun, imaginative, and mobile-friendly shapes can easily reconfigure to create a wide range of individual or group layouts. They are available with durable high-pressure laminate surfaces and a variety of colored edge options.



TABLES

Gravity

Innovative 50" work surface that supports small teams or large group collaborations. Works with Expanse, Nova or Nebula shapes.

Model	Size
DTT-GV50E	50"



Expanse

Generous 30" x 54" work surface that support up to six people as a stand-alone or pairs with Gravity, Nova or Nebula shapes.

Model	Size
DTT-EX3054E	30" x 54"



TABLES

Nova

Roomy 60" work surface that supports up to six people as standalone or pairs with Expanse, Gravity or Nebula shapes.

Model	Size
DTT-NV60E	60"



TABLES

TABLES



★ 4P

★ Expanse

Discover Caster ★



Choose the right legs for your tables. Available in a variety of color options. Add casters for mobility!

Learn more at artcobell.com

134

135

Learn more at artcobell.com

TABLES

Curved Tables

Designed to work with our Curved Lounge Seating or on their own.

Model	Size
DTT-CSI45E	Curved-In/45°
DTT-CSI60E	Curved-In/60°



Curve S Tables

Model	Size
DTT-CSIO45E	S-Curve/45°
DTT-CSIO60E	S-Curve/60°



TABLES

These shapes are designed to work with our curved lounge seating. Consider casters for easy movement or a “wheelbarrow” with two casters for stability.



TABLES

These shapes can work independently for groups of 2–3 or be configured in many ways to expand the workspace. Consider casters for easy movement or a “wheelbarrow” with two casters for stability.



TABLES

Aperture

Seats three easily, or group tables together to seat more.

Model	Size
DTT-AP2440E	24"x 40"



Trapezoid

60" long work surface provides ample room for three or group more tables to seat 8-14.

Model	Size
DTT-TZ3060E	30" x 60"



TABLES

3P-120

60" work surface seats six individually, or creatively pair up for larger groups. Requires six post legs, specified separately.

Model	Size
DTT-3P3060E	30" x 60"



Wedge ★

★ 3P-120

★ Round Rocker

140

Learn more at artcobell.com

TABLES

Half Moon

Model	Size
DTT-HM3672E	36" x 72"



Kidney

Model	Size
DTT-KD4872E	48" x 72"



4P

4P's 48" x 60" work surface seats up to four people. Just like the name says!

Model	Size
DTT-4P4860E	48" x 60"



Puddle

60" work surface that supports up to four people.

Model	Size
DTT-PD60E	60"



141

Learn more at artcobell.com

TABLES

Crescent

Classic Crescent shape offers generous workspace for small groups of two or three or group several together for more options.

Model	Size
DTT-CR3042E	30" x 42"



Clover

Clover is a creative variation on a 48" round, with comfortable "belly scoops" so students can lean into collaboration.

Model	Size
DTT-CL48E	48"



TABLES

Square

Available in three usable sizes.

Model	Size
DTT-SQ36E	36" X 36"
DTT-SQ42E	42" X 42"
DTT-SQ48E	48" X 48"



Round

Available in four diameter sizes.

Model	Size
DTT-RD36E	36"
DTT-RD42E	42"
DTT-RD48E	48"
DTT-RD60E	60"



Horseshoe

Ample space and exceptional design for optimal teacher-student interaction.

Model	Size
DTT-HS6066E	60" x 66"



Chevron

Clever variation on the traditional rectangle; seats up to four. Allows for more intimate classroom setup when used in rows.

Model	Size
DTT-CV2460E	24" x 60"



TABLES

Star

60" work surface that supports up to five people with all their supplies. Requires five post legs, specified separately.

Model	Size
DTT-ST60E	60"



Gem

Flat on two sides and bowed on the other two. This 4-sided shape can be combined to create a larger workspace for groups of 4-8.

Model	Size
DTT-GM3950E	39" x 50"



Flower

Creative variation on a 60" round, with comfortable "belly scoops" so students can lean into collaboration. Seats 6.

Model	Size
DTT-FL60E	60"



*Shown with table-height legs

TABLES

Half-Round

Traditional and versatile: pair Half-Rounds, Squares and Rectangles to seat larger groups.

Model	Size
DTT-HR48E	48"



Chain

This smaller table can seat 2-3 or functions as a larger student desk. The irregular quadrilateral shape is configurable too.

Model	Size
DTT-CH2636E	26" x 36"



Fixed Leg kits for tables streamline setup.

★ Chain



TABLES



Gem ★

★ Alphabet Cantilever

TABLES

Traditional rectangle tables don't have to be boring. Recreate the "genius bar" concept for media centers, cafeterias, and learning hallways.

Rectangle

A variety of widths and lengths to meet a variety of needs.

Model	Size
DTT-RC1842E	18" x 42"
DTT-RC1848E	18" x 48"
DTT-RC1860E	18" x 60"
DTT-RC1872E	18" x 72"
DTT-RC2436E	24" x 36"
DTT-RC2448E	24" x 48"
DTT-RC2460E	24" x 60"
DTT-RC2472E	24" x 72"
DTT-RC3048E	30" x 48"
DTT-RC3060E	30" x 60"
DTT-RC3072E	30" x 72"
DTT-RC3660E	36" x 60"
DTT-RC3672E	36" x 72"





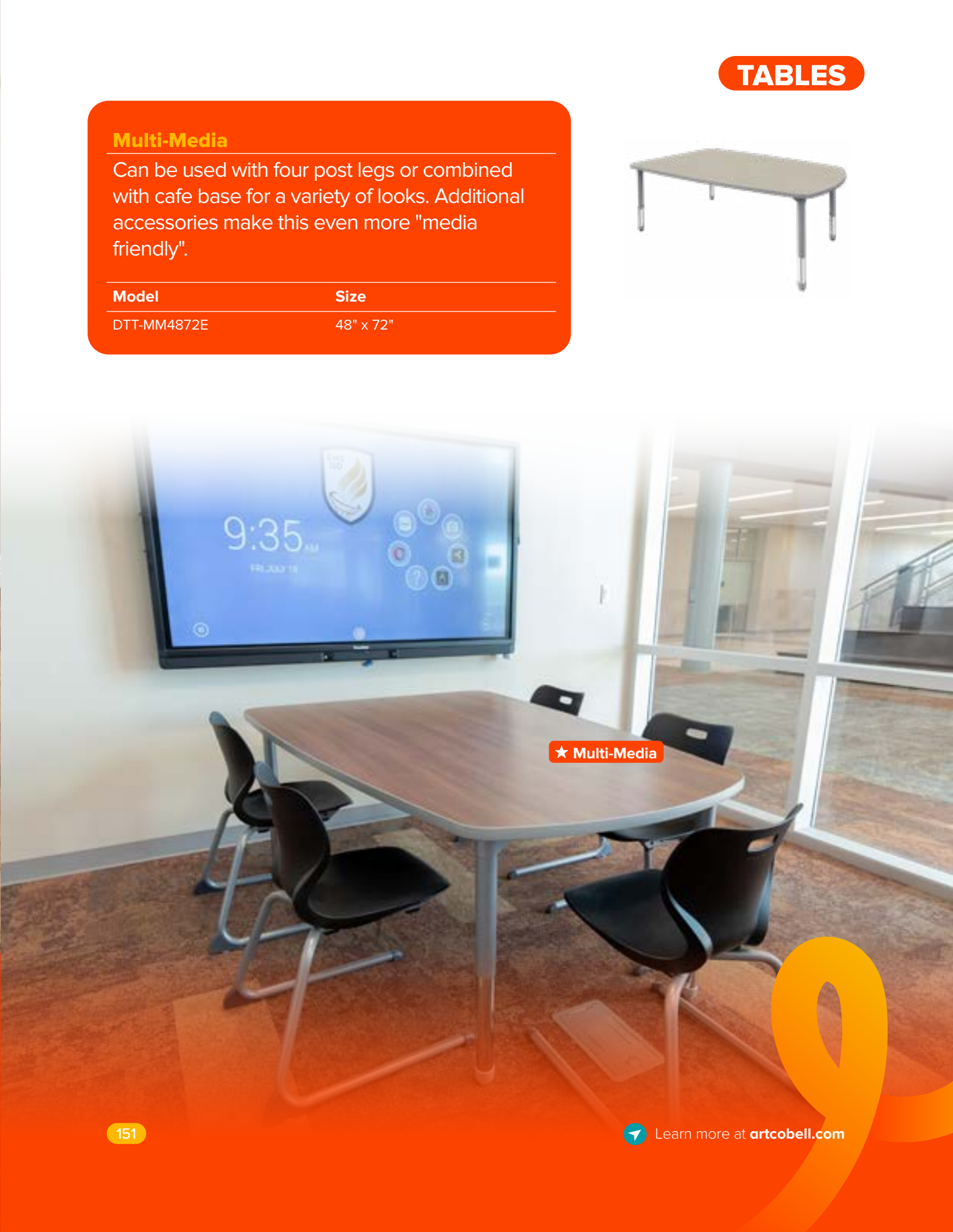
Mixed media. Make it work for you.
Use legs, bases, or a combination of both,
or add grommets.

TABLES

Multi-Media

Can be used with four post legs or combined with cafe base for a variety of looks. Additional accessories make this even more "media friendly".

Model	Size
DTT-MM4872E	48" x 72"



TABLES

Adjustable T-Legs make Tables more flexible and provide easy access. Ideal for cafeterias and media centers.

Juvenile Height T-Leg

Model	Description	Height
DTLT-2AJ18.3	18" spread	Adjustable 16" - 20"
DTLT-2AJ24.3	24" spread	Adjustable 16" - 20"
DTLT-2AJ30.3	30" spread	Adjustable 16" - 20"
DTLT-2AJ36.3	36" spread	Adjustable 16" - 20"



Table Height T-Leg

Model	Description	Height
DTLT-2AT18.3	18" spread	Adjustable 20" - 29"
DTLT-2AT24.3	24" spread	Adjustable 20" - 29"
DTLT-2AT30.3	30" spread	Adjustable 20" - 29"
DTLT-2AT36.3	36" spread	Adjustable 20" - 29"



Standing Height T-Leg

Model	Description	Height
DTLT-2AS18.3	18" spread	Adjustable 28" - 42"
DTLT-2AS24.3	24" spread	Adjustable 28" - 42"
DTLT-2AS30.3	30" spread	Adjustable 28" - 42"
DTLT-2AS36.3	36" spread	Adjustable 28" - 42"



Choose the right T-Leg for your Square and Rectangle Shape Tables.



TABLES

★ Barrel Slant

★ Half Moon

★ PeacePod

★ Soft Rocker

★ Alphabet
Cantilever

TABLES

Hard-working overachievers, these Flip-Top Tables offer durable work surfaces when you need them and flip and nest when you don't. Add markerboard laminate to the surface; even the vertical surface can work for you!

Expanse | Nesting

Fixed height nesting table with a creative wave shape. Standard in 29" height; 27" and 25" heights available.

Model	Size	Leg Type Height
DTN-EX34F	30"d x 54"w	Nesting, 29" Fixed
DTN7EX34F	30"d x 54"w	Nesting, 27" Fixed
DTN5EX34F	30"d x 54"w	Nesting, 25" Fixed



TABLES

Chevron | Nesting

Fixed height nesting table allows students to lean in to work. Standard in 29" height; 27" and 25" heights available.

Model	Size	Leg Type Height
DTN-CV25	24"d x 60"w	Nesting, 29" Fixed
DTN7CV25	24"d x 60"w	Nesting, 27" Fixed
DTN5CV25	24"d x 60"w	Nesting, 25" Fixed



Rectangle | Nesting

Fixed height nesting tables available in a variety of lengths and widths. Standard in 29" height; 27" and 25" heights available.

Model	Size	Leg Type Height
DTN-RC24F	24"d x 54"w	Nesting, 29" Fixed
DTN-RC25F	24"d x 60"w	Nesting, 29" Fixed
DTN-RC26F	24"d x 72"w	Nesting, 29" Fixed
DTN-RC34F	30"d x 54"w	Nesting, 29" Fixed
DTN-RC35F	30"d x 60"w	Nesting, 29" Fixed
DTN-RC36F	30"d x 72"w	Nesting, 29" Fixed
DTN7RC24F	24"d x 54"w	Nesting, 27" Fixed
DTN7RC25F	24"d x 60"w	Nesting, 27" Fixed
DTN7RC26F	24"d x 72"w	Nesting, 27" Fixed
DTN7RC34F	30"d x 54"w	Nesting, 27" Fixed
DTN7RC35F	30"d x 60"w	Nesting, 27" Fixed
DTN7RC36F	30"d x 72"w	Nesting, 27" Fixed
DTN5RC24F	24"d x 54"w	Nesting, 25" Fixed
DTN5RC25F	24"d x 60"w	Nesting, 25" Fixed
DTN5RC26F	24"d x 72"w	Nesting, 25" Fixed
DTN5RC34F	30"d x 54"w	Nesting, 25" Fixed
DTN5RC35F	30"d x 60"w	Nesting, 25" Fixed
DTN5RC36F	30"d x 72"w	Nesting, 25" Fixed




TABLES

Half Round | Fixed Top

Available in two sizes.

Model	Size	Leg Type Height
DTF-HR48F	32"d x 48"w	29" Fixed
DTF-HR60F	30"d x 60"w	29" Fixed
DTF7HR48F	32"d x 48"w	27" Fixed
DTF7HR60F	30"d x 60"w	27" Fixed
DTF5HR48F	32"d x 48"w	25" Fixed
DTF5HR60F	30"d x 60"w	25" Fixed



TABLES

TABLES



9

Maker Space Table Top

Pick the top that best suits your needs: durable, hard-wearing high pressure laminate with a variety of colourful edge band options.

Model	Dimensions	Top Description
DTMT-RC2448F	24" x 48"	1 1/8" Laminate
DTMT-RC2454F	24" x 54"	1 1/8" Laminate
DTMT-RC2460F	24" x 60"	1 1/8" Laminate
DTMT-RC2472F	24" x 72"	1 1/8" Laminate
DTMT-RC3060F	30" x 60"	1 1/8" Laminate
DTMT-RC3072F	30" x 72"	1 1/8" Laminate
DTMT-RC3672F	36" x 72"	1 1/8" Laminate



Maker Space Frame

Heavy duty, fully-welded steel frame can be enhanced with pegboard end panels and robust shelves. Sturdy optional casters available.

Model	Size	Height
DTMF-RC2448S	24" x 48"	Adjustable 25"-42"
DTMF-RC2454S	24" x 54"	Adjustable 25"-42"
DTMF-RC2460S	24" x 60"	Adjustable 25"-42"
DTMF-RC2472S	24" x 72"	Adjustable 25"-42"
DTMF-RC3060S	30" x 60"	Adjustable 25"-42"
DTMF-RC3072S	30" x 72"	Adjustable 25"-42"
DTMF-RC3672S	36" x 72"	Adjustable 25"-42"



★ Maker Space Table + Storage





Add more functionality to
Maker Space tables
and cabinets.

Learning without boundaries starts with a place for exploration.
Heavy-duty Maker Space Tables can be configured with tops, shelves, and
end panels to carry whatever meets learning needs, from play to real work.

TABLES

Multipurpose (Catalyst)

Catalyst is a medium-weight maker space option. Fully-welded steel frame with a high-pressure laminate work surface. Add casters (TA-CPTD3) for extra mobility.

Model	Size	Leg Type Height
DTMA2448F	24"d x 48"w	Adjustable 25" - 34"
DTMA2454F	24"d x 54"w	Adjustable 25" - 34"
DTMA2460F	24"d x 60"w	Adjustable 25" - 34"
DTMA2472F	24"d x 72"w	Adjustable 25" - 34"
DTMA3060F	30"d x 60"w	Adjustable 25" - 34"
DTMA3072F	30"d x 72"w	Adjustable 25" - 34"
DTMA3672F	36"d x 72"w	Adjustable 25" - 34"



TABLES



TABLES



X-Base Cafe ★



Linear Lounge ★



CAFE TABLES

Classic Table Tops can be combined with Café Bases of three heights for lounge spaces, media centers, and walk-up sharing.

TABLES

Square

Model	Size
DCT-SQ30F	30"
DCT-SQ36F	36"



Round

Model	Size
DCT-RD30F	30"
DCT-RD36F	36"
DCT-RD42F	42"



Racetrack

Model	Size
DCT-RT3372F	33" x 72"



View compatible
Café Bases

TABLES

Activity tables are ideal for impromptu gatherings in the library, private one-on-one sessions in the classroom, or larger team meetings in the conference room.

Kidney

Model	Size	Leg Type Height
1275F	48" x 72"	Adjustable 21" - 29"



TABLES

Half Round

Model	Size	Leg Type Height
1285F	48"	Adjustable 21" - 29"



Horseshoe

Model	Size	Leg Type Height
1277F	60" x 66"	Adjustable 21" - 29"



Round

Model	Size	Leg Type Height
1281F	42"	Adjustable 21" - 29"
1280F	48"	Adjustable 21" - 29"



TABLES

Rectangle

Model	Size	Leg Type Height
1206F	24" x 36"	Adjustable 21" - 29"
1210F	24" x 48"	Adjustable 21" - 29"
1235F	24" x 60"	Adjustable 21" - 29"
1246F	24" x 72"	Adjustable 21" - 29"
1220F	30" x 48"	Adjustable 21" - 29"
1230F	30" x 60"	Adjustable 21" - 29"
1250F	30" x 72"	Adjustable 21" - 29"
1240F	36" x 60"	Adjustable 21" - 29"
1260F	36" x 72"	Adjustable 21" - 29"



Rectangle ★



TABLES

Square

Model	Size	Leg Type Height
1205F	36" x 36"	Adjustable 21" - 29"
1215F	42" x 42"	Adjustable 21" - 29"
1225F	48" x 48"	Adjustable 21" - 29"



Trapezoid

Model	Size	Leg Type Height
1290F	26" x 60"	Adjustable 21" - 29"



Clover

Model	Size	Leg Type Height
128CF	48"	Adjustable 21" - 29"



Flower

Model	Size	Leg Type Height
128FF	60"	Adjustable 21" - 29"



TABLES

Computer Tables

The CY series table works wherever you need a sturdy technology-ready worktop. Wire management tray/modesty panel keeps cables organized (12" depth for 24"-wide tables; 16" depth for 30"-wide tables). Installed grommets: (1) for 36" and 48"-lengths; (2) for 60" and 72" lengths.

Model	Size
CY13F	24" x 36"
CY14F	24" x 48"
CY15F	24" x 60"
CY16F	24" x 72"
CY03F	30" x 36"
CY04F	30" x 48"
CY05F	30" x 60"
CY06F	30" x 72"



TABLES

Convertible Bench Table

Flexibility is redefined by a convertible bench unit that can easily fold from a lunch table to a back support bench. This allows you to quickly reconfigure your space for testing, study or events. When folded, the units can be nested creating a compact storage solution to maximize your available storage capacity.

Model	Size	Bench Height
ABC89PN	8'w x 29"h	17"

Bench Position ★



Table Position ★



TABLES



View available
materials +
finishes.

Learn more at artcobell.com

178

179

Learn more at artcobell.com

STORAGE

When supplies are accessible, we don't have to stop learning to ask for help which makes us feel more independent.



STORAGE

★ Linear Mobile Storage

★ Expanse Shape Table

Pixel ★

★ Rectangle Pad

STORAGE

Cubbies

Open face, flexible storage for classrooms, media centers, learning hallways. Standard with one adjustable shelf. Additional shelves available.

Model	Size	Description
AMTC2	19.5"h x 14.5"w x 18.2"d	One-column rolling storage, includes 1 shelf, casters
AMTC4	19.5"h x 28"w x 18.2"d	Two-column rolling storage, includes 2 shelves, casters
AMTC8	19.5"h x 55"w x 18.2"d	Four-column rolling storage, includes 4 shelves, casters
AMTC-SHELF	1"h x 12.5"w x 17.8"d	Extra shelf, works on any model



Teacher Bench

A compact, mobile bench with lockable storage and open shelving. Add the optional seat pad for comfortable conferencing or use as a functional surface. Easy-roll casters keep it flexible for any classroom.

Model	Size	Description
ALOS-3624	24"h x 36"w x 17"d	Lockable, rolling storage, includes 1 shelf, casters



Pad

Add a matching upholstered pad and mobile cubbies become mobile benches. Use them directly on the floor or on stadium stairways, too.

Model	Size	Description
SS-TCG1814	2.2"h x 14.4"w x 18"d	Pad for AMTC2
SS-TCG1828	2.2"h x 28"w x 18"d	Pad for AMTC4
SS-TCG1855	2.2"h x 55"w x 18"d	Pad for AMTC8
SS-TCG3617	2.2"h x 36"w x 17"d	Pad for ALOS

STORAGE

PeacePod

Compact, mobile space where students can retreat for quiet, calm, and focus. Its cozy upholstered interior and durable wood exterior create an inviting spot for reading, sensory breaks, or independent work, while the enclosed design helps reduce distractions and support emotional regulation.

Model	Size	Description
ARC-3648	48"h x 36"w x 30"d	Mobile cubby with upholstered interior



Cube ★

STORAGE

PeacePod + BookNook

The PeacePod and BookNook give students a safe, comforting place to pause, reset, and reconnect with their learning. Designed with social-emotional learning at the forefront, these mobile retreat spaces offer children a sense of control and comfort when the classroom feels overwhelming.

BookNook

Mobile, durable, and designed for real classroom life—this nook invites kids to settle in and slow down.

Model	Size	Description
BNC-4842	48"w x 48"d x 42"h	Wedge w/ Cabinet
BNS-3115	31"w x 31"d x 15"h	Wedge



Soft Rocker ★

STORAGE

Versatile **mobile shelves** feature both single and double shelf faces and sturdy casters. Strong magnets at the ends allow you to link cabinets together to organize both space and storage.



★ Bookshelves

★ Curved Mobile Shelves

★ Round Rocker

STORAGE

Single-Sided Curved Shelves

Model	Size	Description
ASFVSC-1742F.4	42"h x 60"w x 17"d	Curved, Single-Sided, Titanium, Casters
ASFVSC-1742F.W	42"h x 60"w x 17"d	Curved, Single-Sided, White, Casters
ASFVSC-1742F.7	42"h x 60"w x 17"d	Curved, Single-Sided, Black, Casters
ASFVSC-1742F.4	48"h x 60"w x 17"d	Curved, Single-Sided, Titanium, Casters
ASFVSC-1742F.W	48"h x 60"w x 17"d	Curved, Single-Sided, White, Casters
ASFVSC-1742F.7	48"h x 60"w x 17"d	Curved, Single-Sided, Black, Casters



Double-Sided Curved Shelves

Model	Size	Description
ADFVSC-2042F.4	42"h x 60"w x 20"d	Curved, Double-Sided, Titanium, Casters
ADFVSC-2042F.W	42"h x 60"w x 20"d	Curved, Double-Sided, White, Casters
ADFVSC-2042F.7	42"h x 60"w x 20"d	Curved, Double-Sided, Black, Casters
ADFVSC-2048F.4	48"h x 60"w x 20"d	Curved, Double-Sided, Titanium, Casters
ADFVSC-2048F.W	48"h x 60"w x 20"d	Curved, Double-Sided, White, Casters
ADFVSC-2048F.7	48"h x 60"w x 20"d	Curved, Double-Sided, Black, Casters



STORAGE



STORAGE

Double-Sided Linear Shelves

Model	Size	Description
ADFVS-2042F.4	42"h x 42"w x 20"d	Linear, Double-Sided, Titanium, Casters
ADFVS-2042F.W	42"h x 42"w x 20"d	Linear, Double-Sided, White, Casters
ADFVS-2042F.7	42"h x 42"w x 20"d	Linear, Double-Sided, Black, Casters
ADFVS-2048F.4	48"h x 42"w x 20"d	Linear, Double-Sided, Titanium, Casters
ADFVS-2048F.W	48"h x 42"w x 20"d	Linear, Double-Sided, White, Casters
ADFVS-2048F.7	48"h x 42"w x 20"d	Linear, Double-Sided, Black, Casters



Single-Sided Linear Shelves

Model	Size	Description
ASFVS-1742F.4	42"h x 42"w x 17"d	Linear, Single-Sided, Titanium, Casters
ASFVS-1742F.W	42"h x 42"w x 17"d	Linear, Single-Sided, White, Casters
ASFVS-1742F.7	42"h x 42"w x 17"d	Linear, Single-Sided, Black, Casters
ASFVS-1748F.4	48"h x 42"w x 17"d	Linear, Single-Sided, Titanium, Casters
ASFVS-1748F.W	48"h x 42"w x 17"d	Linear, Single-Sided, White, Casters
ASFVS-1748F.7	48"h x 42"w x 17"d	Linear, Single-Sided, Black, Casters



STORAGE



★ Curved Mobile Shelves

Mobile Library Shelves

Get creative with media center and library layouts! Linear and Curved profiles can be mixed or matched for endless options. Heavy-duty shelving can handle a full load of books or supplies. Concealed, non-locking casters make it possible to move units even when loaded.

Curved Double-Sided Shelves

Model	Size	Description
ADPMC-2442F.4	42"h x 37.25"w x 24"d	42" h, Double-Sided, Titanium, Casters
ADPMC-2442F.W	42"h x 37.25"w x 24"d	42" h, Double-Sided, White, Casters
ADPMC-2442F.7	42"h x 37.25"w x 24"d	42" h, Double-Sided, Black, Casters
ADPMC-2448F.4	48"h x 37.25"w x 24"d	48" h, Double-Sided, Titanium, Casters
ADPMC-2448F.W	48"h x 37.25"w x 24"d	48" h, Double-Sided, White, Casters
ADPMC-2448F.7	48"h x 37.25"w x 24"d	48" h, Double-Sided, Black, Casters




Linear Double-Sided Shelves

Model	Size	Description
ADFM-2442F.4	42"h x 37.25"w x 24"d	42"h, Double-Sided, Titanium, Casters
ADFM-2442F.W	42"h x 37.25"w x 24"d	42"h, Double-Sided, White, Casters
ADFM-2442F.7	42"h x 37.25"w x 24"d	42"h, Double-Sided, Black, Casters
ADFM-2448.4	48"h x 37.25"w x 24"d	48"h, Double-Sided, Titanium, Casters
ADFM-2448.W	48"h x 37.25"w x 24"d	48"h, Double-Sided, White, Casters
ADFM-2448.7	48"h x 37.25"w x 24"d	48"h, Double-Sided, Black, Casters



★ Mobile Library Shelves



STORAGE

NXT MOV Mobile Desks ★

★ Wardrobe

★ Alphabet Cantilever

Tall Storage

68" tall storage cabinets can be used anywhere you need extra locking storage. Sturdy laminate-clad cabinets are on heavy-duty casters, so they can be moved around, even fully loaded.

Shelves + File Drawer

Model	Size	Description
ALTSFD-3668	36"w x 68"h x 24"d	36"w, Tall Storage w/File Drawer, Casters
ALTSFD-4868	48"w x 68"h x 24"d	48"w, Tall Storage w/File Drawer, Casters



Divided Shelves

Model	Size	Description
ALDS-3668	36"w x 68"h x 24"d	36"w, Tall Storage, Divided, Casters
ALDS-4868	48"w x 68"h x 24"d	48"w, Tall Storage, Divided, Casters



Shelves

Model	Size	Description
ALTS-3668	36"w x 68"h x 24"d	36"w, Tall Storage, Casters
ALTS-4868	48"w x 68"h x 24"d	48"w, Tall Storage, Casters



Mobile Wardrobe

These lockable tall storage cabinets can also double as wardrobes for teachers' coats, umbrellas, and more. Sturdy laminate-clad cabinets are on heavy-duty casters, so they can be moved around, even fully loaded.

Wardrobe

Model	Size	Description
ALTW-3668	36"w x 68"h x 24"d	36"w, Wardrobe, Casters
ALTW-4868	48"w x 68"h x 24"d	48"w, Wardrobe, Casters



Wardrobe with File

Model	Size	Description
ALTWFD-3668	36"w x 68"h x 24"d	36"w, Wardrobe w/file drawer, Casters
ALTWFD-4868	48"w x 68"h x 24"d	48"w, Wardrobe w/file drawer, Casters



Coat + Backpack Locker

Open front, multi-purpose storage solution for classrooms and hallways. Organize coats, books, backpacks, and lunch boxes.

Model	Size	Description
ASCL-6048	48"h x 60"w x 18"d	Single-faced, coat locker, backpack storage



STORAGE

STORAGE

★ Coat + Backpack Locker

Pixel ★

★ 4P

FLOT ★

STORAGE

Maker Space Cabinets

Storage that’s mobile, flexible, and built of heavy-duty steel. Cabinets with rails can be expanded with separate lockable doors, three sizes of trays, and a shelving option that can also move between cabinets and desks. Cabinets with shelves feature sturdy, built-in metal cubbies. Both options come with pre-drilled holes for installing charging/power grommets.

2-Column with Rails, 42" h

Meets up with stand-height (42") tables or mobile bookcases. Holds (18) 3" trays or mix/match 3" and 6" trays for tailored storage.

Model	Size	Description
MSC-242PX.4.W	42"h x 30.6"w x 20"d	Pegboard End Panels



2-Column with Rails, 30" h

Ideal small storage solution for younger grades or small spaces. Holds (12) 3" trays or (6) 6" trays.

Model	Size	Description
MSC-230PX.4.W	30"h x 30.6"w x 20"d	Pegboard End Panels



3-Column with Rails, 42" h

Meets up with stand-height (42") tables or mobile bookcases. Holds (27) 3" trays or mix/match 3" and 6" trays for tailored storage.

Model	Size	Description
MSC-342PX.4.W	42"h x 44.5"w x 20"d	Pegboard End Panels



200

Learn more at artcobell.com

STORAGE



201

Learn more at artcobell.com

STORAGE

2-Column with Cubbies, 42" h

Meets up with stand-height (42") tables or mobile bookcases. Six 10.5" tall x 12" wide cubbies hold backpacks, shoes, lunchboxes, and more.

Model	Size	Description
MSC-242PC.4.W	42"h x 30.6"w x 20"d	Cubbies, Pegboard End Panels



3-Column with Cubbies, 42" h

Meets up with stand-height (42") tables or mobile bookcases. Nine 10.5" tall x 12" wide cubbies hold backpacks, shoes, lunchboxes, and more.

Model	Size	Description
MSC-342PC.4.W	42"h x 44.5"w x 20"d	Cubbies, Pegboard End Panels



Translucent Tote Trays + Markerboard Shelves work with Mobile Storage Cabinets too.



★ Mix + Match!

Combine Single Face Mobile Cabinets with 42" Maker Space Cabinets — the magnets hold everything together!

STORAGE



STORAGE

Bookshelves

Practical and versatile, thermofused laminate-clad bookcases are 12" deep and 37.25" wide and come in 36", 48", 60" and 72" heights. Choose from popular and classic designs to coordinate with the rest of your Artcobell classroom furniture.

Model	Size
A1236MBC	36"h x 37 1/4"w x 12"d

Model	Size
A1248MBC	48"h x 37 1/4"w x 12"d

Model	Size
A1260MBC	60"h x 37 1/4"w x 12"d

Model	Size
A1272MBC	72"h x 37 1/4"w x 12"d



STORAGE

Study Carrel

Traditional laminate-clad study carrel in 3 work surface heights: 25", 27" and 29". Use wherever you need privacy for testing or independent work.

Model	Size	Description
ASC-3648-25	48"h x 36"w x 24"d	25" height to work surface
ASC-3648-27	48"h x 36"w x 24"d	27" height to work surface
ASC-3648-29	48"h x 36"w x 24"d	29" height to work surface



View available materials + finishes.



TEACHER SOLUTIONS

We see imagination flourish when students feel supported by their space.



TEACHER SOLUTIONS

NXT MOV™ Teacher Desk

The 32"x54" footprint gives teachers plenty of work surface while making the most of smaller spaces. Wheelbarrow design makes it easy to move the desk around. Add-ons include hanging box/file storage and a slim-line drawer.

Model	Size	Description
ND32540E	32"d x 54"h	No Panel, 1-1/8" Laminate
ND3254ME	32"d x 54"h	Modesty Panel, 1-1/8" Laminate

* Shown with hanging pedestal + pencil drawer



NXT MOV™ Podium

A new mobile solution for the classroom on the move. Accommodates our poly and metal book boxes or tote-and-rail system for storage. 1-1/8" High-pressure laminate top with edge banding.

Model	Size	Height
NP2836E	28" x 36" Top	Adjustable 29"- 46", No Panel, 1-1/8" Laminate
NP2836ME	28" x 36" Top	Adjustable 29"- 46", Modesty Panel, 1-1/8" Laminate



NXT MOV™ TEACHER DESK + PODIUM

The revolutionary NXT MOV™ collection expands to include new Teacher Solutions. With elegant design and clean lines, the NXT MOV™ Teacher's Desk + Podium allow teachers to configure a solution based on their classroom needs.



TEACHER SOLUTIONS



Check out
Today's Media
Center!

Learn more at artcobell.com

210

211

Learn more at artcobell.com



★ ARISE Double

★ Mobile Pedestal

Sometimes, your workstation isn't stationary at all. **Artcobell** offers many solutions that let you move up and down and around to where your students are.

TEACHER SOLUTIONS

Teacher Perch

ARISE moves easily throughout the classroom. It can be raised and lowered to meet the user's needs. Accessories like storage, privacy screens, or grommets can be added to enhance functionality. ARISE accommodates a wide range of activities, users, and presentation styles. The height is adjustable from 29" to 48.5".

ARISE Double

Artcobell expands the ARISE podium with a double-pedestal base and an oversized work surface in two sizes.

Model	Description
ATPA2F-RC33	30" x 48" Top
ATPA2F-RC34	30" x 54" Top
ATPA2F.Base	Double Post ATPA base only
ATPA2F.Column	Adjustable Column 29" – 48.5"



* Shown with Mobile Pedestal + NXT MOV Swivel Stool

ARISE Podium

Podium or work station? ARISE moves with you with infinite stop, adjustable height and casters that let you move to where the action is.

Model	Size	Height
ATPA1F	24" x 36" Top	Adjustable 29" – 48.5"



Mobile Pedestal

Give teachers storage that moves with them. The Mobile Pedestal features a lockable box drawer and file drawer. Use with any table or podium to provide added storage. 27" high and 15" wide.

Model	Description
DPM-BFR.L.4	Box/File, Locking (Titanium)
DPM-BFR.L.7	Box/File, Locking (Black)



TEACHER SOLUTIONS

Sit-to-Stand Desk

The next generation in flexible desks. Sit-to-Stand is fully adjustable from 28" to 41" and moves easily around a room or room-to-room. Roomy work surface and elegant base design allows for one or two users.

Model	Size	Top	Height
STS-RC2228E	22"x28"	3/4" Laminate, Edge Band	28"-41"



TEACHER SOLUTIONS



TEACHER SOLUTIONS

Our **Single Pedestal Teacher Desk** is a mobile solution that doesn't compromise on storage. Three different top shapes in a variety of sizes feature durable high-pressure laminate with your choice of coordinating edge banding. All feature a castered T-leg and mobile pedestal and a variety of accessories.

Discover Teacher Desk

Model	Size	Top Shape
DTDT-RC2448F	24"d x 48"w	Rectangle
DTDT-RC2460F	24"d x 60"w	Rectangle
DTDT-RC2472F	24"d x 72"w	Rectangle
DTDT-RC3048F	30"d x 48"w	Rectangle
DTDT-RC3060F	30"d x 60"w	Rectangle
DTDT-RC3072F	30"d x 72"w	Rectangle
DTDT-D3060F	30"d x 60"w	D-Shape
DTDT-D3072F	30"d x 72"w	D-Shape
DTDT-PR3072F	30"d x 72"w	P-Shape
DTDT-PL3072F	30"d x 72"w	P-Shape



Add more functionality to your teacher solutions.

★ P-Shape Top

TEACHER SOLUTIONS

D500

Our classic height adjustable teacher desk. Double pedestal with center drawer.

Model	Size	Description
D500HF	30"d x 60"w	Double Pedestal, Center Drawer



D400

Single pedestal, height adjustable teachers' desk with center drawer.

Model	Size	Description
D4R0HF	30"d x 48"w	Single Pedestal, RH, Center Drawer
D4L0HF	30"d x 48"w	Single Pedestal, LH, Center Drawer

★ D-Shape Top





★ Discover Teacher Desk



View available
materials +
finishes.



artcobell

Visit artcobell.com
1.888.234.3140



2.1.2026 ABC CATALOG 26